

# CITY OF ST. LOUIS REGULAR CITY COUNCIL MEETING

Ralph Echtenaw, Mayor  
Fares Azzam, Council Member

Bill Leonard, Mayor Pro Tem  
Kevin Palmer, Council Member  
Liz Upton, Council Member

**\*Agenda\***  
**Tuesday, March 19, 2024**

**6:00 PM**

1. Call to Order.
2. Roll Call.
3. Pledge of Allegiance.
4. Approval of Agenda.
5. Approval of Minutes:
  - a. Regular Meeting of March 5, 2024.
6. Claims & Accounts.
7. Monthly Reports.
8. Audience Recognition

*"Each person will be allowed to speak for up to five (5) minutes, except where the number of speakers exceeds the time limit. In those instances, the Mayor of the City Council may either reduce the five-minute time limit to a three-minute time limit for each speaker, or the City Council may waive the half-hour time limit."*
9. Consent Agenda – Motion to Approve/Receive.
  - a. Payment to OHM for DWSRF Phase I Engineering.
  - b. Payment to Delta College for Police Academy – Marina Valoshina.
  - c. Payment to Feldman Ford for Purchase of a 2023 Ford E350 Utility Truck.
  - d. Power Purchase Commitment Authorization-MPPA.

10. Business of the Council.
  - A. Temporary Street Closure-East Egg Scavenger Hunt.
  - B. Spring Paving Project.
11. City Manager's Report.
12. City Clerk's Report.
13. Police Chief's Report.
14. City Council Comments.
15. Public Comments.
16. Adjournment.



## CITY COUNCIL PROCEEDINGS

St. Louis, Michigan  
March 5, 2024

The regular meeting of the Saint Louis City Council was called to order by Mayor Ralph R. Echtenaw on Tuesday March 5, 2024, at 6:00 p.m. in the City Hall Council Chambers.

Council Members Present: Mayor Ralph R. Echtenaw, Fares E. Azzam, Mayor Pro Tem William R. Leonard, Kevin D. Palmer, Elizabeth A. Upton.

Council Members Absent: None

City Manager: Kurt Giles  
City Clerk: Jamie Long  
Police Officer: Sergeant Forshee

Others in Attendance: Keith Risdon-Utilities Director, Max Clever-Spicer Group, Karen Aumagher-resident, Dora Boody-resident, and Brayden Bloom-student.

Mayor Echtenaw led the Pledge of Allegiance.

### **Approval of Agenda.**

Moved by Palmer, supported by Leonard to approve the agenda for March 5, 2024. All ayes carried the motion.

### **City Council Minutes.**

Moved by Upton, supported by Palmer, to approve the minutes of the Regular Meeting held on February 20, 2024 and the minutes of the Executive Session of February 20, 2024. All ayes carried the motion.

### **Claims & Accounts.**

City Council discussed the Claims & Accounts.

Moved by Upton, supported by Leonard, to approve the Claims & Accounts in the amount of \$354,967.19. All ayes carried the motion.

### **Monthly Board Minutes.**

City Council discussed the February 2024 Monthly Board Minutes.

Moved by Leonard, supported by Upton to receive the February 2024 Monthly Board Minutes and place on file. All ayes carried the motion.

### **Audience Recognition.**

Karen Aumaugher, a resident of the city, informed the council of a neighbor burning trash in a firepit that they wrongfully built with patio blocks that belonged to her. Aumaugher stated the pit is very close to her home and is a fire hazard. She had had a conversation with the neighbor and they did say they would take care of the pit, but have failed to do so. Aumaugher made a complaint with the police department and has left several messages with the department and has heard nothing in return and it has been over two weeks. After she made the police report, she contacted Dori Foster, the city's Code Enforcer, but because she had already filed a police report, it was out of her hands and could not help with the matter. Sergeant Forshee asked that she stop into the department on Wednesday, and she would get her a copy of the police report that has been filed.

Dora Boody, a resident of the city, informed council of her disappointment in the lack of response from the police department.

Boody also informed council that she is upset that the city no longer shovels and maintains the sidewalks in her neighborhood, and she can no longer do it herself.

Max Clever of the Spicer Group updated council on the progress of the DWAM Project. Clever stated there were forty-two potential galvanized lines.

### **Consent Agenda.**

Mayor Echtenaw requested approval/receipt of Consent Agenda items "a." through "c" as shown below:

- a. Payment to Tri Terra for asbestos abatement-building demolition-closeout document for 410 S. East Street, 216 S. East Street, 403 S. Clinton Street, and 413 S. Mill Street.
- b. Payment to Gratiot Area Chamber of Commerce for the St. Louis Farmers Market Manager Contribution/DDA.
- c. Payment to Michigan Municipal Electric Association for 2024 Annual Membership Dues.

Moved by Azzam, supported by Upton, to approve Consent Agenda items "a" through "c." All ayes carried the motion.

### **Quote for Wastewater Treatment Plant Grit Unit Rebuild.**

Manager Giles requested members to approve the quote for the Wastewater Treatment Plant grit unit rebuild from T.H. Eifert with an amount not to exceed \$54,620.

Discussion was held.

Moved by Azzam, supported by Leonard, to approve the quote for the Wastewater Treatment Plant grit unit rebuild from T.H. Eifert with an amount not to exceed \$54,620. All ayes carried the motion.

**Audit Engagement from Berthiaume & Company.**

Manager Giles requested members to approve the audit services proposal for years 2024, 2025, and 2026 from Berthiaume & Company.

Moved by Palmer, supported by Azzam, to approve the audit services proposal for years 2024, 2025, and 2026 from Berthiaume & Company. All Ayes carried the motion.

**City Manager Report.**

Manager Giles informed the council that the Planning Commission Meeting is Wednesday, March 13<sup>th</sup> at 5:30 p.m. and will be hosting the company that is preparing the Master Plan.

**City Clerk Report.**

Nothing to report.

**Police Report.**

Sergeant Forshee informed the council that the new hire Eljah Shier started field training with Matt Vanhall, which typically takes twelve to fourteen weeks.

Forshee also informed the council that the new recruit, Marina Valoshina, is doing well in the Police Academy and is expected to graduate as scheduled, at which time she will begin her field training with the St. Louis Police Department.

**Council Comments.**

Member Palmer thanked the members of the council for providing feedback on issues.

Member Azzam discussed Coffee with the Mayor/Council Members and a date was decided upon as April 16, 2024 at 5:30 p.m. at River Rock and every 3<sup>rd</sup> Tuesday, before the council meetings at 5:30 p.m.

Member Leonard requested an update on the Velsicol Plant and would be interested in a visit to the Burn Pit site.

Mayor Echtenaw stated there is a manhole cover that is getting low on M46 and Hubbard Street and would like it to be looked at.

Mayor Echtenaw thanked the Electric Department for their speedy restoration with the recent power outage.

**Public Comments.**

There were none.

**Adjournment.**

Moved by Leonard, supported by Upton, to adjourn at 6:40 p.m. All ayes carried the motion.

Jamie Long, City Clerk

## Deciphering Account Coding

Account Number String = 101-XXX-XXX-XXX-XXXX

The first 4 digits of the account codes tell you what fund and then the next 4 digits indicate the cost category being coded to. Any remaining digits point off more specific line item details and specific grant or project coding

| Code        | Fund          | Cost Category/Activity           |
|-------------|---------------|----------------------------------|
| 101.101.000 | General Fund  | Legislative/Council              |
| 101.172.000 | General Fund  | Executive/Manager                |
| 101.215.000 | General Fund  | Clerk                            |
| 101.247.000 | General Fund  | Board of Review                  |
| 101.253.000 | General Fund  | Finance                          |
| 101.257.000 | General Fund  | Assessing                        |
| 101.262.000 | General Fund  | Elections                        |
| 101.265.000 | General Fund  | City Hall/General Government     |
| 101.266.000 | General Fund  | Attorney                         |
| 101.371.000 | General Fund  | Building/Code Enforcement        |
| 101.441.000 | General Fund  | Public Works                     |
| 101.567.000 | General Fund  | Cemetery                         |
| 101.701.000 | General Fund  | Planning                         |
| 101.728.000 | General Fund  | Economic & Community Dev         |
| 101.729.000 | General Fund  | Industrial Park                  |
| 101.732.000 | General Fund  | Blight Removal                   |
| 101.735.000 | General Fund  | Community Promotion              |
| 101.758.000 | General Fund  | Pool                             |
| 101.770.000 | General Fund  | Parks Maintenance                |
| 101.901.265 | General Fund  | Capital Outlay - City Hall       |
| 101.901.441 | General Fund  | Capital Outlay - Public Works    |
| 101.901.567 | General Fund  | Capital Outlay - Cemetery        |
| 101.901.758 | General Fund  | Capital Outlay - Pool            |
| 101.901.770 | General Fund  | Capital Outlay - Parks           |
| 101.906.000 | General Fund  | Debt Service                     |
| 101.966.000 | General Fund  | Transfers Out                    |
| 202.444.000 | Major Streets | Sidewalk Maint                   |
| 202.463.000 | Major Streets | Routine Maint- Streets           |
| 202.473.000 | Major Streets | Routine Maint - Bridges          |
| 202.474.000 | Major Streets | Traffic Service - Maint          |
| 202.478.000 | Major Streets | Winter Maint                     |
| 202.480.487 | Major Streets | MDOT Surface maint               |
| 202.480.488 | Major Streets | MDOT Sweeping & Flushing         |
| 202.480.490 | Major Streets | MDOT Trees & Shrubs              |
| 202.480.491 | Major Streets | MDOT Drain & Ditches             |
| 202.480.494 | Major Streets | MDOT Traffic Signals             |
| 202.480.497 | Major Streets | MDOT Winter Maint                |
| 202.580.000 | Major Streets | Admin/Engineering                |
| 202.901.444 | Major Streets | Capital Improvements - Sidewalks |
| 202.901.463 | Major Streets | Capital Improvements - Streets   |
| 202.901.473 | Major Streets | Capital Improvements - Bridges   |
| 202.966.000 | Major Streets | Transfers Out                    |
| 203.444.000 | Local Streets | Sidewalk Maint                   |
| 203.463.000 | Local Streets | Routine Maint - Streets          |
| 203.474.000 | Local Streets | Traffic Service - Maint          |

| Code        | Fund                              | Cost Category/Activity           |
|-------------|-----------------------------------|----------------------------------|
| 203.478.000 | Local Streets                     | Winter Maint                     |
| 203.580.000 | Local Streets                     | Admin/Engineering                |
| 203.901.444 | Local Streets                     | Capital Improvements - Sidewalks |
| 203.901.463 | Local Streets                     | Capital Improvements - Streets   |
| 205.301.000 | Public Safety                     | Police                           |
| 205.336.000 | Public Safety                     | Fire                             |
| 205.901.301 | Public Safety                     | Capital Outlay - Police          |
| 205.906.000 | Public Safety                     | Debt Service                     |
| 205.966.000 | Public Safety                     | Transfers Out                    |
| 248.728.000 | Downtown Development              | Operations                       |
| 248.728.111 | Downtown Development              | Building Operations 111 Mill     |
| 248.906.000 | Downtown Development              | Debt Service                     |
| 248.966.000 | Downtown Development              | Transfers Out                    |
| 271.790.000 | Library                           | Operations                       |
| 271.901.790 | Library                           | Capital Outlay - Library         |
| 271.966.000 | Library                           | Transfers Out                    |
| 431.966.000 | Water Supply Replacement          | Transfers Out                    |
| 432.901.000 | EPA-Water Supply Construction     | Capital Improvements - Water     |
| 445.966.000 | Public Improvement Fund           | Transfers Out                    |
| 455.901.000 | Construction - W/S Bonds          | Capital Improvements - Water     |
| 456.901.000 | DWSRF Water Improvements          | Capital Improvements - Water     |
| 582.582.000 | Electric Fund                     | Electric Operations              |
| 582.901.000 | Electric Fund                     | Capital Expenses/Projects        |
| 582.906.000 | Electric Fund                     | Debt Service                     |
| 582.966.000 | Electric Fund                     | Transfers Out                    |
| 590.537.000 | Sewer                             | Sewer Plant Operations           |
| 590.538.000 | Sewer                             | Sewer Main Maintenance           |
| 590.538.890 | Sewer                             | Sewer Prisons/Bar Screen Maint   |
| 590.538.891 | Sewer                             | Sewer Pine River Maint           |
| 590.538.892 | Sewer                             | Sewer Bethany Maint              |
| 590.901.000 | Sewer                             | Capital Expenses/Projects        |
| 590.906.000 | Sewer                             | Debt Service                     |
| 590.966.000 | Sewer                             | Transfers Out                    |
| 591.536.000 | Water                             | Water Operations/Maint           |
| 591.536.899 | Water                             | Outside City Connection Projects |
| 591.901.000 | Water                             | Capital Expenses/Projects        |
| 591.906.000 | Water                             | Debt Service                     |
| 591.966.000 | Water                             | Transfers Out                    |
| 596.528.000 | Solid Waste Fund                  | Operations                       |
| 596.966.000 | Solid Waste Fund                  | Transfers Out                    |
| 661.443.000 | Motor Pool                        | Operations                       |
| 661.901.000 | Motor Pool                        | Capital Expenses                 |
| 662.301.000 | Police Motor Pool                 | Operations                       |
| 662.901.301 | Police Motor Pool                 | Capital Expenses                 |
| 715.000.000 | Gratiot Downtown Art Banner       | Operations                       |
| 775.000.000 | Michigan Public Power Rate Payers | Operations                       |

User: ERIN

EXP CHECK RUN DATES 03/19/2024 - 03/19/2024

DB: St Louis

BOTH JOURNALIZED AND UNJOURNALIZED OPEN AND PAID

BANK CODE: 0001

| Claimant                                  | Amount Claimed | Amount Owed | Amount Rejected |
|---|----------------|-------------|-----------------|
| 1. 21ST CENTURY MEDIA-MICHIGAN            | 556.39         |             |                 |
| 2. A - 1 TRUCK PARTS INC                  | 16.98          |             |                 |
| 3. ABC FASTENER GROUP, INC.               | 27.28          |             |                 |
| 4. ADOBE                                  | 127.15         |             |                 |
| 5. ALLISON COBLENTZ                       | 300.00         |             |                 |
| 6. ALMA HARDWARE                          | 117.75         |             |                 |
| 7. AMAZON CAPITAL SERVICES                | 78.64          |             |                 |
| 8. AUTO VALUE ALMA                        | 411.23         |             |                 |
| 9. B & C JANITORIAL                       | 245.00         |             |                 |
| 10. BAKER & TAYLOR INC                    | 167.30         |             |                 |
| 11. BETHANY TOWNSHIP TREASURER            | 2,668.80       |             |                 |
| 12. BLARNEY CASTLE FLEET PROGRAM          | 3,487.24       |             |                 |
| 13. BORDER STATES                         | 2,528.33       |             |                 |
| 14. CHARTER COMMUNICATIONS                | 129.98         |             |                 |
| 15. CINTAS                                | 88.21          |             |                 |
| 16. CITY OF ST LOUIS, PAYROLL             | 122,536.81     |             |                 |
| 17. CITY OF ST LOUIS                      | 24,339.09      |             |                 |
| 18. CIVIC PLUS                            | 950.00         |             |                 |
| 19. CONSUMERS ENERGY                      | 5,226.51       |             |                 |
| 20. DBI BUSINESS INTERIORS                | 101.94         |             |                 |
| 21. DELTA COLLEGE                         | 8,921.00       |             |                 |
| 22. DELTA DENTAL                          | 118.02         |             |                 |
| 23. DICE EXCAVATING, INC                  | 2,800.00       |             |                 |
| 24. E & S GRAPHICS, INC                   | 1,703.50       |             |                 |
| 25. ELECTION SOURCE                       | 385.00         |             |                 |
| 26. ETNA SUPPLY COMPANY                   | 1,045.17       |             |                 |
| 27. EXTREME HICKS INC                     | 78.00          |             |                 |
| 28. FELDMAN FORD, LLC.                    | 83,095.00      |             |                 |
| 29. FINAL TOUCH CO                        | 844.00         |             |                 |
| 30. FISHBECK, THOMPSON, CARR & HUBER, INC | 1,758.00       |             |                 |
| 31. GALLS, LLC                            | 384.66         |             |                 |
| 32. GILBERT SALES & SERVICE, INC          | 364.00         |             |                 |
| 33. GRANGER                               | 14,870.26      |             |                 |
| 34. GRANGER                               | 4.84           |             |                 |
| 35. GRATIOT AREA CHAMBER COMMERCE         | 350.00         |             |                 |
| 36. GRATIOT AREA WATER AUTHORITY          | 62,010.27      |             |                 |
| 37. GREAT LAKES BAY CONSORTIUM            | 700.00         |             |                 |
| 38. GREEN PROJECTS GROUP, LLC.            | 600.00         |             |                 |
| 39. GREEN PROJECTS GROUP, LLC.            | 100.00         |             |                 |
| 40. GREEN PROJECTS GROUP, LLC.            | 100.00         |             |                 |
| 41. GREEN PROJECTS GROUP, LLC.            | 100.00         |             |                 |
| 42. HANNA INSTRUMENTS, INC.               | 527.40         |             |                 |
| 43. HUTSON INC OF MICHIGAN                | 39.81          |             |                 |
| 44. JAMIE LONG                            | 44.48          |             |                 |
| 45. MAHO                                  | 50.00          |             |                 |
| 46. MAIN STREET PIZZA                     | 68.35          |             |                 |
| 47. MAMC                                  | 145.00         |             |                 |
| 48. MEIJER                                | 32.86          |             |                 |
| 49. MGFOA                                 | 130.00         |             |                 |
| 50. MICHIGAN ASSOCIATION OF CODE          | 190.00         |             |                 |

User: ERIN

EXP CHECK RUN DATES 03/19/2024 - 03/19/2024

DB: St Louis

BOTH JOURNALIZED AND UNJOURNALIZED OPEN AND PAID

BANK CODE: 0001

| Claimant                                | Amount Claimed | Amount Owed | Amount Rejected |
|---|----------------|-------------|-----------------|
| 51. MICHIGAN POLICE EQUIPMENT CO.       | 51.41          |             |                 |
| 52. MICHIGAN PUBLIC POWER AGENCY        | 35,432.45      |             |                 |
| 53. MICHIGAN PUBLIC POWER AGENCY        | 90,285.48      |             |                 |
| 54. MICHIGAN PUBLIC POWER AGENCY        | 29,830.11      |             |                 |
| 55. MICROSOFT ONLINE                    | 648.00         |             |                 |
| 56. MID-MICHIGAN SECURITY SYSTEMS, INC. | 68.00          |             |                 |
| 57. MITEL                               | 1,003.07       |             |                 |
| 58. MYMICHIGAN HEALTH                   | 113.00         |             |                 |
| 59. NORTHERN SAFETY CO INC              | 449.42         |             |                 |
| 60. ORCHARD, HILTZ & MCCLIMENT INC      | 202,052.50     |             |                 |
| 61. ORIENTAL TRADING COMPANY            | 183.92         |             |                 |
| 62. PARTY SWEETS BY ANGELA              | 132.00         |             |                 |
| 63. QUILL CORPORATION                   | 342.91         |             |                 |
| 64. REHMANN TECHNOLOGY SOLUTIONS, LLC.  | 1,496.24       |             |                 |
| 65. RHONDA M. CLARK, PC                 | 575.00         |             |                 |
| 66. STATE OF MICHIGAN                   | 66.00          |             |                 |
| 67. STATE OF MICHIGAN                   | 1,721.64       |             |                 |
| 68. STATE OF MICHIGAN                   | 10,904.36      |             |                 |
| 69. STERICYCLE, INC.                    | 299.53         |             |                 |
| 70. STEVE FLICEK                        | 150.00         |             |                 |
| 71. THE SEWING ROOM                     | 15.00          |             |                 |
| 72. TIM HORTONS                         | 14.58          |             |                 |
| 73. TOM & JENNIFER MYERS                | 40.04          |             |                 |
| 74. U.S. POST OFFICE                    | 601.40         |             |                 |
| 75. USA BLUE BOOK                       | 2,103.91       |             |                 |
| 76. USPS                                | 212.00         |             |                 |
| 77. ZOOM VIDEO COMMUNICATIONS           | 15.99          |             |                 |
| ***TOTAL ALL CLAIMS***                  | 724,472.21     |             |                 |

| INVOICE<br>NUMBER                        | USE<br>PURCHASING<br>CARD | DESCRIPTION                             | DISTRIBUTIONS\AMOUNTS    |         | AMOUNT  |
|--|---------------------------|---|--------------------------|---------|---------|
| VENDOR NAME: 21ST CENTURY MEDIA-MICHIGAN |                           |   |                          |         |         |
| 03082024                                 | N                         | ACCT #532032-DISPLAY ADS- BOARD OF REVI | 101.257.000.900.000      | 336.39  | 556.39  |
|  |                           |   | 101.441.000.900.000      | 220.00  |         |
| TOTAL VENDOR 21ST                        |                           |   |                          |         | 556.39  |
| VENDOR NAME: A - 1 TRUCK PARTS INC       |                           |   |                          |         |         |
| 198-490498                               | N                         | 6G-6MP HYDRAULIC COUPLINGS/ADAPTERS- PO | 661.443.000.930.000      | 16.98   | 16.98   |
| TOTAL VENDOR A - 1                       |                           |   |                          |         | 16.98   |
| VENDOR NAME: ABC FASTENER GROUP, INC.    |                           |   |                          |         |         |
| A533926                                  | N                         | SPRING ROLL PIN- BETHANY PUMP STATION/  | 590.538.892.930.000      | 1.06    | 27.28   |
|  |                           |   | 591.536.000.727.000      | 26.22   |         |
| TOTAL VENDOR ABC F                       |                           |   |                          |         | 27.28   |
| VENDOR NAME: ADOBE                       |                           |   |                          |         |         |
| 02022024                                 | Y                         | ADOBE LICENSES- FEB 2024- CITY HALL/POL | 101.265.000.850.000      | 50.86   | 127.15  |
|  |                           |   | 205.301.000.850.000      | 50.86   |         |
|  |                           |   | 101.215.000.850.000      | 25.43   |         |
| TOTAL VENDOR ADOBE                       |                           |   |                          |         | 127.15  |
| VENDOR NAME: ALLISON COBLENTZ            |                           |   |                          |         |         |
| 03042024                                 | N                         | COMMUNITY ROOM DEPOSIT RETURN- 3/2/24 B | 101.000.000.202.265      | 300.00  | 300.00  |
| TOTAL VENDOR ALLIS                       |                           |   |                          |         | 300.00  |
| VENDOR NAME: ALMA HARDWARE               |                           |   |                          |         |         |
| C352420                                  | N                         | BAR & CHAIN OIL/ STORAGE BAGS- WWTP     | 590.538.000.727.000      | 36.77   | 36.77   |
| C352607                                  | N                         | SOFT TOTE/ 9V BATTERIES- WATER DEPT     | 591.536.000.727.000      | 80.98   | 80.98   |
| TOTAL VENDOR ALMA                        |                           |   |                          |         | 117.75  |
| VENDOR NAME: AMAZON CAPITAL SERVICES     |                           |   |                          |         |         |
| 1NX6-KPYR-LW9L                           | N                         | 9V BATTERY CONNECTORS- WATER DEPT       | 591.536.000.727.000      | 7.99    | 7.99    |
| 1YVK-1WGF-7377                           | N                         | CREDIT MEMO- RETURN OF 6IN BINDERS- E M | 101.253.000.727.000      | (36.98) | (36.98) |
| 1XVT-3JPN-3MCW                           | N                         | DVD- I HEARD THE BELLS- LIBRARY         | 271.790.000.745.003      | 14.78   | 14.78   |
| 11QV-76LF-TPDX                           | N                         | WALL CLOCK- CLERK'S OFFICE              | 101.215.000.727.000      | 12.99   | 12.99   |
| 16TG-774W-D9WR                           | N                         | LAMINATOR SHEETS- SLPD                  | 205.301.000.727.000      | 19.87   | 19.87   |
| 143Y-XDVG-CWPW                           | N                         | LABEL MAKER- SLPD                       | 205.301.000.727.000      | 59.99   | 59.99   |
| TOTAL VENDOR AMAZO                       |                           |   |                          |         | 78.64   |
| VENDOR NAME: AUTO VALUE ALMA             |                           |   |                          |         |         |
| 217-820535                               | N                         | INTERSTATE BATTERY- TRUCK #20           | 661.443.000.930.000.9020 |         | 161.89  |
|  |                           |   | 161.89                   |         |         |
| 217-820739                               | N                         | POLISHER/ POLISHING PADS- #47-214       | 662.301.000.930.000.9214 |         | 117.54  |
|  |                           |   | 17.59                    |         |         |
|  |                           |   | 101.441.000.727.000      | 99.95   |         |



03/14/2024 11:47 AM  
User: ERIN  
DB: St Louis

COUNCIL APPROVAL FOR CITY OF ST LOUIS  
EXP CHECK RUN DATES 03/19/2024 - 03/19/2024  
BOTH JOURNALIZED AND UNJOURNALIZED OPEN AND PAID  
BANK CODE: 0001

| INVOICE<br>NUMBER                         | USE<br>PURCHASING<br>CARD | DESCRIPTION                             | DISTRIBUTIONS\AMOUNTS |          | AMOUNT   |
|---|---------------------------|---|-----------------------|----------|----------|
| VENDOR NAME: AUTO VALUE ALMA              |                           |   |                       |          |          |
| 217-820995                                | N                         | BLUE GREASE X 20-- DPW                  | 101.441.000.727.000   | 131.80   | 131.80   |
| TOTAL VENDOR AUTO                         |                           |   |                       |          | 411.23   |
| VENDOR NAME: B & C JANITORIAL             |                           |   |                       |          |          |
| 11347                                     | N                         | MAT & RUG CLEANING/ FUEL SURCHARGE- CIT | 101.265.000.820.000   | 240.00   | 245.00   |
|   |                           |   | 101.265.000.820.000   | 5.00     |          |
| TOTAL VENDOR B & C                        |                           |   |                       |          | 245.00   |
| VENDOR NAME: BAKER & TAYLOR INC           |                           |   |                       |          |          |
| 2038139832                                | N                         | BOOKS & MEMORIAL BOOKS                  | 271.790.000.745.001   | 31.77    | 66.57    |
|   |                           |   | 271.790.000.746.001   | 34.80    |          |
|   |                           |   |                       |          |          |
| 2038125635                                | N                         | BOOKS & MEMORIAL BOOKS                  | 271.790.000.745.001   | 25.83    | 100.73   |
|   |                           |   | 271.790.000.746.001   | 74.90    |          |
| TOTAL VENDOR BAKER                        |                           |   |                       |          | 167.30   |
| VENDOR NAME: BETHANY TOWNSHIP TREASURER   |                           |   |                       |          |          |
| FEB 2024                                  | N                         | UTILITY BILLING COLLECTIONS- FEB 2024   | 741.000.000.202.002   | 2,668.80 | 2,668.80 |
| TOTAL VENDOR BETHA                        |                           |   |                       |          | 2,668.80 |
| VENDOR NAME: BLARNEY CASTLE FLEET PROGRAM |                           |   |                       |          |          |

03/14/2024 11:47 AM  
User: ERIN  
DB: St Louis

COUNCIL APPROVAL FOR CITY OF ST LOUIS  
EXP CHECK RUN DATES 03/19/2024 - 03/19/2024  
BOTH JOURNALIZED AND UNJOURNALIZED OPEN AND PAID  
BANK CODE: 0001

| INVOICE<br>NUMBER                         | USE<br>PURCHASING<br>CARD | DESCRIPTION                      | DISTRIBUTIONS\AMOUNTS  | AMOUNT   |
|---|---------------------------|----------------------------------|--|----------|
| VENDOR NAME: BLARNEY CASTLE FLEET PROGRAM |                           |                                  |  |          |
| 03062024-                                 | CITY N                    | FUEL CHARGES- CITY 2/6/24-3/5/24 | 661.443.000.730.000.9017<br>112.90<br>661.443.000.730.000.9019<br>64.46<br>661.443.000.730.000.9020<br>196.60<br>661.443.000.730.000.9021<br>66.93<br>661.443.000.730.000.9022<br>106.08<br>661.443.000.730.000.9023<br>154.73<br>661.443.000.730.000.9028<br>208.86<br>661.443.000.730.000.9030<br>131.70<br>661.443.000.730.000.9031<br>183.37<br>661.443.000.730.000.9032<br>147.69<br>661.443.000.730.000.9033<br>133.82<br>661.443.000.730.000.9035<br>126.24<br>661.443.000.730.000.9047<br>23.76<br>661.443.000.730.000.9048<br>49.88<br>661.443.000.730.000.9053<br>118.50<br>661.443.000.730.000.9050<br>162.45<br>661.443.000.730.000.9056<br>248.68<br>661.443.000.730.000.9062<br>204.30<br>661.443.000.730.000.9065<br>119.31<br>661.443.000.730.000.9063<br>89.01<br>661.443.000.730.000.9071<br>93.49<br>661.443.000.730.000.9076<br>162.04<br>662.301.000.730.000.9202<br>278.10<br>662.301.000.730.000.9201<br>461.58<br>662.301.000.730.000.9231<br>33.79<br>662.301.000.730.000.9232<br>117.68<br>662.301.000.730.000.9214<br>26.41<br>661.000.000.040.001 (335.12) | 3,487.24 |

| INVOICE<br>NUMBER                         | USE<br>PURCHASING<br>CARD | DESCRIPTION                             | DISTRIBUTIONS\AMOUNTS |          | AMOUNT   |
|---|---------------------------|---|-----------------------|----------|----------|
| VENDOR NAME: BLARNEY CASTLE FLEET PROGRAM |                           |   | 001.000.000.040.001   | (000.12) |          |
| TOTAL VENDOR BLARN                        |                           |   |                       |          | 3,487.24 |
| VENDOR NAME: BORDER STATES                |                           |   |                       |          |          |
| 927984180                                 | N                         | REPLACEMENT STREET LED LIGHTS- #254665  | 582.582.000.727.000   | 764.07   | 764.07   |
| 927984183                                 | N                         | REPLACEMENT STREET LED LIGHTS- #254665  | 582.582.000.727.000   | 764.07   | 764.07   |
| 927959634                                 | N                         | ACCT #254665- 3 WIRE RACK FOR SECONDARY | 582.582.000.727.000   | 236.13   | 236.13   |
| 927999655                                 | N                         | ACCT #254665- LED STREET LIGHTS- ELEC D | 582.582.000.727.000   | 764.06   | 764.06   |
| TOTAL VENDOR BORDE                        |                           |   |                       |          | 2,528.33 |
| VENDOR NAME: CHARTER COMMUNICATIONS       |                           |   |                       |          |          |
| 005249301030724                           | N                         | INTERNET SERVICES- CITY HALL- 3/11/24-4 | 101.265.000.850.000   | 129.98   | 129.98   |
| TOTAL VENDOR CHART                        |                           |   |                       |          | 129.98   |
| VENDOR NAME: CINTAS                       |                           |   |                       |          |          |
| 4185261620                                | N                         | SHOP TOWELS/ SANIS SCREEN SERVICE/ URIN | 582.582.000.727.000   | 88.21    | 88.21    |
| TOTAL VENDOR CINTA                        |                           |   |                       |          | 88.21    |
| VENDOR NAME: CIVIC PLUS                   |                           |   |                       |          |          |
| 294486                                    | N                         | MUNICODE FULL SERVICE CODE ONLINE- 5/1/ | 101.265.000.850.000   | 950.00   | 950.00   |
| TOTAL VENDOR CIVIC                        |                           |   |                       |          | 950.00   |
| VENDOR NAME: CONSUMERS ENERGY             |                           |   |                       |          |          |
| 204834974323                              | N                         | GAS- GENERATOR- 321 GIDDINGS PL- 2/6/24 | 591.536.000.920.000   | 17.61    | 17.61    |
| 201186432067                              | N                         | GAS- 748 MICHIGAN AVE- 2/8/24-3/7/24    | 590.537.000.920.000   | 18.40    | 18.40    |
| 207147477045                              | N                         | GAS- 404 E PROSPECT ST- 2/6/24-3/5/24-  | 590.537.000.920.000   | 2,100.67 | 2,100.67 |
| 204568010835                              | N                         | GAS- 300 N MILL ST- 2/6/24-3/5/24- CITY | 101.265.000.920.000   | 660.84   | 660.84   |
| 2067923330897                             | N                         | GAS- 400 N MILL ST- 2/6/24-3/5/24- POOL | 101.758.000.920.000   | 16.80    | 16.80    |
| 205546848167                              | N                         | GAS- ELEC STORAGE BLDG- 701 WOODSIDE DR | 582.582.000.920.000   | 667.20   | 667.20   |
| 201453324842                              | N                         | GAS- DPW- 320 E PROSPECT ST- 1/31/24-2/ | 101.441.000.920.000   | 628.27   | 628.27   |
| 201453324841                              | N                         | GAS- WATER DEPT- 401 W PROSPECT ST- 1/3 | 591.536.000.920.000   | 434.30   | 434.30   |
| 207147465837                              | N                         | GAS- ELEC DEPT- 412 N MILL ST- 02/01/24 | 582.582.000.920.000   | 534.58   | 534.58   |
| 203500123535                              | N                         | GAS- LIBRARY- 312 MICHIGAN AVE- 1/31/24 | 271.790.000.920.000   | 147.84   | 147.84   |
| TOTAL VENDOR CONSU                        |                           |   |                       |          | 5,226.51 |
| VENDOR NAME: DBI BUSINESS INTERIORS       |                           |   |                       |          |          |
| 323018-0                                  | N                         | PAPER/ CALCULATOR RIBBON- CITY HALL     | 101.265.000.727.000   | 101.94   | 101.94   |
| TOTAL VENDOR DBI B                        |                           |   |                       |          | 101.94   |
| VENDOR NAME: DELTA COLLEGE                |                           |   |                       |          |          |
| 02272024                                  | N                         | BASIC POLICE TRAINING-STUDENT ID#155766 | 205.301.000.832.002   | 8,921.00 | 8,921.00 |
| TOTAL VENDOR DELTA                        |                           |   |                       |          | 8,921.00 |
| VENDOR NAME: DELTA DENTAL                 |                           |   |                       |          |          |
| RIS0005512669                             | N                         | RETIREE DENTAL INS- FISHER/LENTZ- 3/1/2 | 101.000.000.233.000   | 118.02   | 118.02   |
| TOTAL VENDOR DELTA                        |                           |   |                       |          | 118.02   |
| VENDOR NAME: DICE EXCAVATING, INC         |                           |   |                       |          |          |
| 0342                                      | N                         | GALVANIZED SERVICE LINE REPLACEMENT- 30 | 591.536.000.930.000   | 2,800.00 | 2,800.00 |

03/14/2024 11:47 AM  
User: ERIN  
DB: St Louis

COUNCIL APPROVAL FOR CITY OF ST LOUIS  
EXP CHECK RUN DATES 03/19/2024 - 03/19/2024  
BOTH JOURNALIZED AND UNJOURNALIZED OPEN AND PAID  
BANK CODE: 0001

| INVOICE<br>NUMBER                             | USE<br>PURCHASING<br>CARD | DESCRIPTION                             | DISTRIBUTIONS\AMOUNTS    |           | AMOUNT    |
|---|---------------------------|---|--------------------------|-----------|-----------|
| VENDOR NAME: DICE EXCAVATING, INC             |                           |   |                          |           |           |
| TOTAL VENDOR DICE                             |                           |   |                          |           | 2,800.00  |
| VENDOR NAME: E & S GRAPHICS, INC              |                           |   |                          |           |           |
| 82371   | N                         | CLAPP PARK VINYL SIGN/ LABOR            | 101.770.000.727.000      | 1,125.00  | 1,150.00  |
|   |                           |   | 101.770.000.727.000      | 25.00     |           |
| 82367   | N                         | COUNCIL NAME BADGES & LABOR             | 101.101.000.727.000      | 58.50     | 78.50     |
|   |                           |   | 101.101.000.727.000      | 20.00     |           |
| 82285   | N                         | FLOWER POT PLATES                       | 101.735.000.727.000.0005 |           | 475.00    |
|   |                           |   | 475.00                   |           |           |
| TOTAL VENDOR E & S                            |                           |   |                          |           | 1,703.50  |
| VENDOR NAME: ELECTION SOURCE                  |                           |   |                          |           |           |
| 24-7128                                       | N                         | ANNUAL MAINTENANCE CONTRACT             | 101.262.000.820.000      | 385.00    | 385.00    |
| TOTAL VENDOR ELECT                            |                           |   |                          |           | 385.00    |
| VENDOR NAME: ETNA SUPPLY COMPANY              |                           |   |                          |           |           |
| S105467791.001                                | N                         | SENSUS METER TRANSCEIVERS- WATER DEPT   | 591.536.000.727.000      | 1,045.17  | 1,045.17  |
| TOTAL VENDOR ETNA                             |                           |   |                          |           | 1,045.17  |
| VENDOR NAME: EXTREME HICKS INC                |                           |   |                          |           |           |
| 109   | N                         | VEHICLE WASHES- FEB 2024- #47-214, 47-2 | 662.301.000.930.000.9214 |           | 78.00     |
|   |                           |   | 11.00                    |           |           |
|   |                           |   | 662.301.000.930.000.9201 |           |           |
|   |                           |   | 40.00                    |           |           |
|   |                           |   | 662.301.000.930.000.9202 |           |           |
|   |                           |   | 27.00                    |           |           |
| TOTAL VENDOR EXTRE                            |                           |   |                          |           | 78.00     |
| VENDOR NAME: FELDMAN FORD, LLC.               |                           |   |                          |           |           |
| 1213  | N                         | 2023 FORD F350 4X4 UTILITY BODY W/CRANE | 661.901.000.977.000      | 83,095.00 | 83,095.00 |
| TOTAL VENDOR FELDM                            |                           |   |                          |           | 83,095.00 |
| VENDOR NAME: FINAL TOUCH CO                   |                           |   |                          |           |           |
| STL-#538B                                     | N                         | CLEANING CITY BLDG- 3/5/24 & 3/8/24     | 101.265.000.820.000      | 422.00    | 422.00    |
| STL-#537B                                     | N                         | CLEANING CITY BLDG- 2/27/24 & 3/1/24    | 101.265.000.820.000      | 422.00    | 422.00    |
| TOTAL VENDOR FINAL                            |                           |   |                          |           | 844.00    |
| VENDOR NAME: FISHBECK, THOMPSON, CARR & HUBER |                           |   |                          |           |           |
| 434260  | N                         | WELL 12- SVS THROUGH 2/16/24            | 432.901.000.801.000.4009 |           | 1,758.00  |
|   |                           |   | 1,758.00                 |           |           |
| TOTAL VENDOR FISHB                            |                           |   |                          |           | 1,758.00  |
| VENDOR NAME: GALLS                            |                           |   |                          |           |           |
| 25928274                                      | Y                         | RETIREMENT BADGE- J RUGENSTEIN          | 205.301.000.780.000      | 187.99    | 187.99    |
| 25950431                                      | Y                         | UNIFORM SHIRTS- OFC SHIER               | 205.301.000.780.000      | 196.67    | 196.67    |

03/14/2024 11:47 AM  
User: ERIN  
DB: St Louis

COUNCIL APPROVAL FOR CITY OF ST LOUIS  
EXP CHECK RUN DATES 03/19/2024 - 03/19/2024  
BOTH JOURNALIZED AND UNJOURNALIZED OPEN AND PAID  
BANK CODE: 0001

| INVOICE<br>NUMBER                          | USE<br>PURCHASING<br>CARD | DESCRIPTION                             | DISTRIBUTIONS\AMOUNTS |           | AMOUNT    |
|--|---------------------------|---|-----------------------|-----------|-----------|
| VENDOR NAME: GALLS                         |                           |   |                       |           |           |
| TOTAL VENDOR GALLS                         |                           |   |                       |           | 384.66    |
| VENDOR NAME: GILBERT SALES & SERVICE, INC  |                           |   |                       |           |           |
| 83803                                      | N                         | SWIVEL FITTING FOR POWERWASHER HOSE     | 661.443.000.930.000   | 74.00     | 74.00     |
| 83807                                      | N                         | POWERWASHER HOSE- DPW                   | 661.443.000.930.000   | 290.00    | 290.00    |
| TOTAL VENDOR GILBE                         |                           |   |                       |           | 364.00    |
| VENDOR NAME: GRANGER                       |                           |   |                       |           |           |
| 26598685                                   | N                         | RECYCLING SERVICES- FEB 2024- CITY HALL | 101.265.000.820.000   | 3.63      | 4.84      |
|  |                           |   | 271.790.000.820.000   | 1.21      |           |
|  |                           |   |                       |           |           |
| 26627062                                   | N                         | SOLID WASTE SERVICES- FEB 2024          | 596.528.000.820.000   | 13,630.44 | 13,630.44 |
| 26635326                                   | N                         | DUMPSTER SERVICE- FEBRUARY 2024         | 582.582.000.820.011   | 91.35     | 1,239.82  |
|  |                           |   | 101.441.000.820.011   | 113.40    |           |
|  |                           |   | 596.528.000.820.011   | 225.75    |           |
|  |                           |   | 596.528.000.820.011   | 408.45    |           |
|  |                           |   | 101.265.000.820.011   | 70.35     |           |
|  |                           |   | 271.790.000.820.011   | 70.35     |           |
|  |                           |   | 582.582.000.820.011   | 70.35     |           |
|  |                           |   | 590.537.000.820.011   | 49.35     |           |
|  |                           |   | 591.536.000.820.011   | 140.47    |           |
|  |                           |   |                       |           |           |
| TOTAL VENDOR GRANG                         |                           |   |                       |           | 14,875.10 |
| VENDOR NAME: GRATIOT AREA CHAMBER COMMERCE |                           |   |                       |           |           |
| 19968                                      | N                         | GIFT CERTIFICATES- EMPLOYEE APPRECIATIO | 101.101.000.727.000   | 350.00    | 350.00    |
| TOTAL VENDOR GRATI                         |                           |   |                       |           | 350.00    |
| VENDOR NAME: GRATIOT AREA WATER AUTHORITY  |                           |   |                       |           |           |
| 24-0003278                                 | N                         | FEB 2024- METERED WATER SALES- 18832.40 | 591.536.000.921.000   | 61,770.27 | 61,770.27 |
| 24-0003266                                 | N                         | FEBRUARY 2024- WATER TESTING FEES       | 591.536.000.801.000   | 240.00    | 240.00    |
| TOTAL VENDOR GRATI                         |                           |   |                       |           | 62,010.27 |
| VENDOR NAME: GREAT LAKES BAY CONSORTIUM    |                           |   |                       |           |           |
| 03042024                                   | N                         | MULTI PURPOSE ROOM RENTAL DEPOSIT RETUR | 101.000.000.202.265   | 700.00    | 700.00    |
| TOTAL VENDOR GREAT                         |                           |   |                       |           | 700.00    |
| VENDOR NAME: GREEN PROJECTS                |                           |   |                       |           |           |
| 715FAIRWAY-C                               | N                         | RESIDENTIAL LIGHTING-715 FAIRWAY DR APT | 582.582.000.820.018   | 100.00    | 100.00    |
| 19PINEVIEWDR                               | N                         | RESIDENTIAL LIGHTING-19 PINEVIEW DR     | 582.582.000.820.018   | 100.00    | 100.00    |
| 117RIVERCOURT                              | N                         | RESIDENTIAL LIGHTING-117 RIVER COURT    | 582.582.000.820.018   | 100.00    | 100.00    |
| 502OAKRIDGEDR                              | N                         | RESIDENTIAL LIGHTING- 502 OAKRIDGE DR   | 582.582.000.820.018   | 100.00    | 100.00    |
| 203 HIDDENOAKSDR15                         | N                         | RESIDENTIAL LIGHTING-203 HIDDEN OAKS DR | 582.582.000.820.018   | 100.00    | 100.00    |
| 118EUCLIDST                                | N                         | RESIDENTIAL LIGHTING-118 EUCLID STREET  | 582.582.000.820.018   | 100.00    | 100.00    |
| 411WCRAWFORDSTAPTA                         | N                         | RESIDENTIAL LIGHTING-411 W CRAWFORD ST  | 582.582.000.820.018   | 100.00    | 100.00    |
| 311OAKRIDGEDR                              | N                         | RESIDENTIAL LIGHTING- 311 OAKRIDGE DR   | 582.582.000.820.018   | 100.00    | 100.00    |
| 610EUCLIDST                                | N                         | RESIDENTIAL LIGHTING- 610 EUCLID ST     | 582.582.000.820.018   | 100.00    | 100.00    |
| TOTAL VENDOR GREEN                         |                           |   |                       |           | 900.00    |
| VENDOR NAME: HANNA INSTRUMENTS, INC.       |                           |   |                       |           |           |

03/14/2024 11:47 AM  
User: ERIN  
DB: St Louis

COUNCIL APPROVAL FOR CITY OF ST LOUIS  
EXP CHECK RUN DATES 03/19/2024 - 03/19/2024  
BOTH JOURNALIZED AND UNJOURNALIZED OPEN AND PAID  
BANK CODE: 0001

| INVOICE<br>NUMBER                                | USE<br>PURCHASING<br>CARD | DESCRIPTION                             | DISTRIBUTIONS\AMOUNTS                      |                | AMOUNT |
|--|---------------------------|---|--|----------------|--------|
| VENDOR NAME: HANNA INSTRUMENTS, INC.             |                           |   |  |                |        |
| INC60192215-I                                    | N                         | PORTABLE PHOTOMETER/ CUVETTE/ REPLACEME | 590.537.000.727.000                        | 527.40         | 527.40 |
| TOTAL VENDOR HANNA                               |                           |   |  |                | 527.40 |
| VENDOR NAME: HUTSON INC OF MICHIGAN              |                           |   |  |                |        |
| 10284528   | N                         | 5W40 OIL & OIL FILTER- JD TRACTOR #47-  | 661.443.000.930.000.9047<br>39.81          |                | 39.81  |
| TOTAL VENDOR HUTSO                               |                           |   |  |                | 39.81  |
| VENDOR NAME: JAMIE LONG                          |                           |   |  |                |        |
| 03042024   | N                         | MILEAGE REIMBURSEMENT- GIS MEETING/COUN | 101.215.000.832.001<br>101.262.000.832.001 | 11.12<br>33.36 | 44.48  |
| TOTAL VENDOR JAMIE                               |                           |   |  |                | 44.48  |
| VENDOR NAME: MAIN STREET PIZZA                   |                           |   |  |                |        |
| 405821831881                                     | Y                         | DINNER FOR ELECTION WORKERS             | 101.262.000.832.001                        | 68.35          | 68.35  |
| TOTAL VENDOR MAIN                                |                           |   |  |                | 68.35  |
| VENDOR NAME: MAMC                                |                           |   |  |                |        |
| 02292024   | Y                         | 2024 MAMC MEMBER EDUCATION DAY- J LONG  | 101.215.000.832.002                        | 50.00          | 50.00  |
| 02292024-1                                       | Y                         | 2024 MAMC MEMBER EDUCATION DAY-A BULLAR | 101.215.000.832.002                        | 50.00          | 50.00  |
| TOTAL VENDOR MAMC                                |                           |   |  |                | 100.00 |
| VENDOR NAME: MEIJER                              |                           |   |  |                |        |
| 578353   | Y                         | FOOD FOR TRAINING- SLPD                 | 205.301.000.832.001                        | 32.86          | 32.86  |
| TOTAL VENDOR MEIJE                               |                           |   |  |                | 32.86  |
| VENDOR NAME: MGFOA                               |                           |   |  |                |        |
| 02272024   | Y                         | MGFOA MEMBERSHIP DUES- B MARR           | 101.253.000.960.000                        | 130.00         | 130.00 |
| TOTAL VENDOR MGFOA                               |                           |   |  |                | 130.00 |
| VENDOR NAME: MI ASSOC OF MUNICIPAL CEMETARIES    |                           |   |  |                |        |
| 03052024   | N                         | 2024 MAMC MEMBERSHIP DUES- J LONG       | 101.567.000.960.000                        | 45.00          | 45.00  |
| TOTAL VENDOR MI AS                               |                           |   |  |                | 45.00  |
| VENDOR NAME: MICHIGAN ASSOC OF HOUSING OFFICIALS |                           |   |  |                |        |
| 03112024   | N                         | 2024 ANNUAL MEMBERSHIP- D FOSTER        | 101.371.000.960.000                        | 50.00          | 50.00  |
| TOTAL VENDOR MICHI                               |                           |   |  |                | 50.00  |
| VENDOR NAME: MICHIGAN ASSOCIATION OF CODE        |                           |   |  |                |        |
| 02396  | Y                         | 33RD ANN. MACEO EDUCATION CONF.-D FOSTE | 101.371.000.832.002                        | 190.00         | 190.00 |
| TOTAL VENDOR MICHI                               |                           |   |  |                | 190.00 |
| VENDOR NAME: MICHIGAN POLICE EQUIPMENT CO.       |                           |   |  |                |        |
| B19711   | Y                         | POUCH & CUFF CASE- SLPD                 | 205.301.000.780.000                        | 51.41          | 51.41  |
| TOTAL VENDOR MICHI                               |                           |   |  |                | 51.41  |
| VENDOR NAME: MICHIGAN PUBLIC POWER AGENCY        |                           |   |  |                |        |

03/14/2024 11:47 AM  
User: ERIN  
DB: St Louis

COUNCIL APPROVAL FOR CITY OF ST LOUIS  
EXP CHECK RUN DATES 03/19/2024 - 03/19/2024  
BOTH JOURNALIZED AND UNJOURNALIZED OPEN AND PAID  
BANK CODE: 0001

| INVOICE<br>NUMBER                                | USE<br>PURCHASING<br>CARD | DESCRIPTION                             | DISTRIBUTIONS\AMOUNTS |            | AMOUNT     |
|--|---------------------------|---|-----------------------|------------|------------|
| VENDOR NAME: MICHIGAN PUBLIC POWER AGENCY        |                           |   |                       |            |            |
| 20240305STLO                                     | N                         | ENERGY SERVICES PROJECT                 | 582.582.000.921.000   | 29,830.11  | 29,830.11  |
| MAR 2024   | N                         | ENERGY SERVICES PROJECT- MARCH 2024     | 582.582.000.921.000   | 16,000.43  | 35,432.45  |
|  |                           |   | 582.582.000.921.000   | (1,285.25) |            |
|  |                           |   | 582.582.000.820.000   | 5,319.79   |            |
|  |                           |   | 582.582.000.921.000   | 15,397.48  |            |
|  |                           |   |                       |            |            |
| 20240312STLO                                     | N                         | ENERGY SERVICES PROJECT                 | 582.582.000.921.000   | 90,285.48  | 90,285.48  |
| TOTAL VENDOR MICHI                               |                           |   |                       |            | 155,548.04 |
| VENDOR NAME: MICHIGAN STATE POLICE               |                           |   |                       |            |            |
| 551-633835                                       | N                         | TOKEN FEE- 1/1/24-3/31/24               | 205.301.000.820.000   | 66.00      | 66.00      |
| TOTAL VENDOR MICHI                               |                           |   |                       |            | 66.00      |
| VENDOR NAME: MICROSOFT ONLINE                    |                           |   |                       |            |            |
| E0200QQRJ7- CITY                                 | Y                         | MICROSOFT- FEB 2024- 1/8/24-2/7/24      | 101.265.000.850.000   | 20.00      | 50.00      |
|  |                           |   | 582.582.000.850.000   | 10.00      |            |
|  |                           |   | 590.537.000.850.000   | 5.00       |            |
|  |                           |   | 591.536.000.850.000   | 10.00      |            |
|  |                           |   | 596.528.000.850.000   | 2.00       |            |
|  |                           |   | 101.441.000.850.000   | 3.00       |            |
|  |                           |   |                       |            |            |
| E0200QQDFA                                       | Y                         | MICROSOFT- FEB 2024- 01/08/24-02/7/24   | 101.265.000.850.000   | 126.52     | 598.00     |
|  |                           |   | 205.301.000.850.000   | 207.00     |            |
|  |                           |   | 101.371.000.850.000   | 46.00      |            |
|  |                           |   | 101.257.000.850.000   | 23.00      |            |
|  |                           |   | 271.790.000.850.000   | 23.00      |            |
|  |                           |   | 582.582.000.850.000   | 44.87      |            |
|  |                           |   | 590.537.000.850.000   | 46.50      |            |
|  |                           |   | 590.538.000.850.000   | 6.00       |            |
|  |                           |   | 591.536.000.850.000   | 21.84      |            |
|  |                           |   | 596.528.000.850.000   | 29.51      |            |
|  |                           |   | 101.441.000.850.000   | 23.76      |            |
| TOTAL VENDOR MICRO                               |                           |   |                       |            | 648.00     |
| VENDOR NAME: MID-MICHIGAN SECURITY SYSTEMS, INC. |                           |   |                       |            |            |
| 18046  | N                         | DAILY TEST- BETHNY LIFT STATION- APR 20 | 590.538.892.820.000   | 40.00      | 40.00      |
| 18047  | N                         | DAILY ALARM TEST- WWTP- APR 2024-JULY 2 | 590.537.000.820.000   | 16.00      | 16.00      |
| 18045  | N                         | DAILY TEST- MI AVE PUMP STATION- APR 20 | 590.537.000.820.000   | 12.00      | 12.00      |
| TOTAL VENDOR MID-M                               |                           |   |                       |            | 68.00      |
| VENDOR NAME: MITEL                               |                           |   |                       |            |            |
| 46408561   | N                         | MONTHLY PHONE SERVICE- 4/1/24-4/30/24   | 101.265.000.850.000   | 796.99     | 1,003.07   |
|  |                           |   | 271.790.000.850.000   | 58.88      |            |
|  |                           |   | 101.441.000.850.000   | 29.44      |            |
|  |                           |   | 590.537.000.850.000   | 58.88      |            |
|  |                           |   | 582.582.000.850.000   | 29.44      |            |
|  |                           |   | 591.536.000.850.000   | 29.44      |            |

03/14/2024 11:47 AM  
User: ERIN  
DB: St Louis

COUNCIL APPROVAL FOR CITY OF ST LOUIS  
EXP CHECK RUN DATES 03/19/2024 - 03/19/2024  
BOTH JOURNALIZED AND UNJOURNALIZED OPEN AND PAID  
BANK CODE: 0001

| INVOICE<br>NUMBER                         | USE<br>PURCHASING<br>CARD | DESCRIPTION                             | DISTRIBUTIONS\AMOUNTS |            | AMOUNT     |
|---|---------------------------|---|-----------------------|------------|------------|
| VENDOR NAME: MITEL                        |                           |   |                       |            |            |
| TOTAL VENDOR MITEL                        |                           |   |                       |            | 1,003.07   |
| VENDOR NAME: MYMICHIGAN HEALTH            |                           |   |                       |            |            |
| 02272024                                  | N                         | ACCT# 700000029- PHYSICAL & DRUG SCREEN | 205.301.000.710.020   | 113.00     | 113.00     |
| TOTAL VENDOR MYMIC                        |                           |   |                       |            | 113.00     |
| VENDOR NAME: NORTHERN SAFETY CO INC       |                           |   |                       |            |            |
| 906057677                                 | N                         | CUST #274720- SAGFETY GLASSES/ GLOVES/  | 590.537.000.727.000   | 449.42     | 449.42     |
| TOTAL VENDOR NORTH                        |                           |   |                       |            | 449.42     |
| VENDOR NAME: OHM ADVISORS                 |                           |   |                       |            |            |
| 72943                                     | N                         | DWSRF- PROF SERV RENDERED THROUGH 3/2/2 | 456.901.000.801.000   | 202,052.50 | 202,052.50 |
| TOTAL VENDOR OHM A                        |                           |   |                       |            | 202,052.50 |
| VENDOR NAME: ORIENTAL TRADING COMPANY     |                           |   |                       |            |            |
| 729891196                                 | Y                         | ST PATRICK'S DAY & EASTER CRAFT KITS- L | 271.790.000.727.000   | 183.92     | 183.92     |
| TOTAL VENDOR ORIEN                        |                           |   |                       |            | 183.92     |
| VENDOR NAME: PARTY SWEETS BY ANGELA       |                           |   |                       |            |            |
| 2462                                      | N                         | CUPCAKES & COOKIES FOR EMPLOYEE APPRECI | 101.101.000.956.000   | 132.00     | 132.00     |
| TOTAL VENDOR PARTY                        |                           |   |                       |            | 132.00     |
| VENDOR NAME: QUILL CORPORATION            |                           |   |                       |            |            |
| 37493069                                  | N                         | INK CARTRIDGES/ POST IT NOTES- WWTP     | 590.537.000.727.000   | 204.94     | 204.94     |
| 37445676                                  | N                         | COFFEE- CITY HALL                       | 101.265.000.727.000   | 137.97     | 137.97     |
| TOTAL VENDOR QUILL                        |                           |   |                       |            | 342.91     |
| VENDOR NAME: REHMANN TECHNOLOGY SOLUTIONS |                           |   |                       |            |            |
| MS136827                                  | N                         | SAFEVAULT MGMT & LICENSING- MARCH 2024  | 101.265.000.850.000   | 125.40     | 759.99     |
|   |                           |   | 205.301.000.850.000   | 125.40     |            |
|   |                           |   | 582.582.000.850.000   | 205.20     |            |
|   |                           |   | 590.537.000.850.000   | 98.80      |            |
|   |                           |   | 591.536.000.850.000   | 205.19     |            |
| MS136024                                  | N                         | SAFEVAULT MGMT & LICENSING- FEB 2024- C | 101.265.000.850.000   | 215.32     | 1,304.99   |
|   |                           |   | 205.301.000.850.000   | 215.32     |            |
|   |                           |   | 582.582.000.850.000   | 352.35     |            |
|   |                           |   | 590.537.000.850.000   | 169.65     |            |
|   |                           |   | 591.536.000.850.000   | 352.35     |            |
| CM136024                                  | N                         | CREDIT- APPLIES TO INV #MS136024        | 101.265.000.850.000   | (93.84)    | (568.74)   |
|   |                           |   | 205.301.000.850.000   | (93.84)    |            |
|   |                           |   | 582.582.000.850.000   | (153.56)   |            |
|   |                           |   | 590.537.000.850.000   | (73.94)    |            |
|   |                           |   | 591.536.000.850.000   | (153.56)   |            |
| TOTAL VENDOR REHMA                        |                           |   |                       |            | 1,496.24   |



| INVOICE<br>NUMBER                           | USE<br>PURCHASING<br>CARD | DESCRIPTION                             | DISTRIBUTIONS\AMOUNTS |            | AMOUNT     |
|---|---------------------------|---|-----------------------|------------|------------|
| VENDOR NAME: RHONDA M. CLARK, PC            |                           |   |                       |            |            |
| 03042024                                    | N                         | FACADE GRANT REIMBURSEMENT-111 N MILL S | 248.728.000.967.000   | 575.00     | 575.00     |
| TOTAL VENDOR RHOND                          |                           |   |                       |            | 575.00     |
| VENDOR NAME: ST. LOUIS - GEN FUNDCITY OF ST |                           |   |                       |            |            |
| 03012024- CITY                              | N                         | UTILITIES- CITY- 01/20/2024-02/20/2024  | 101.265.000.920.000   | 2,502.18   | 24,339.09  |
|   |                           |   | 101.441.000.920.000   | 664.00     |            |
|   |                           |   | 101.770.000.920.000   | 400.28     |            |
|   |                           |   | 101.758.000.920.000   | 112.52     |            |
|   |                           |   | 101.567.000.920.000   | 303.59     |            |
|   |                           |   | 248.728.000.920.000   | 33.12      |            |
|   |                           |   | 248.728.111.920.000   | 26.97      |            |
|   |                           |   | 582.582.000.920.000   | 1,993.99   |            |
|   |                           |   | 582.582.000.921.003   | 3,308.67   |            |
|   |                           |   | 582.582.000.921.003   | 1,697.94   |            |
|   |                           |   | 590.537.000.920.000   | 8,975.28   |            |
|   |                           |   | 590.537.000.921.002   | 3,063.76   |            |
|   |                           |   | 591.536.000.920.000   | 740.06     |            |
|   |                           |   | 271.790.000.920.000   | 445.67     |            |
|   |                           |   | 101.770.000.920.000   | 71.06      |            |
| TOTAL VENDOR ST. L                          |                           |   |                       |            | 24,339.09  |
| VENDOR NAME: ST. LOUIS - PAYROLLCITY OF ST  |                           |   |                       |            |            |
| 324   | N                         | GROSS WAGES & BENEFITS PERIOD ENDING 03 | 101.000.000.007.000   | 122,536.81 | 122,536.81 |
| TOTAL VENDOR ST. L                          |                           |   |                       |            | 122,536.81 |
| VENDOR NAME: STATE OF MICHIGAN- PA 95 FUNDS |                           |   |                       |            |            |
| 1684490505                                  | N                         | PA 95 FUNDS- FEBRUARY 2024              | 582.000.000.228.067   | 1,721.64   | 1,721.64   |
| TOTAL VENDOR STATE                          |                           |   |                       |            | 1,721.64   |
| VENDOR NAME: STATE OF MICHIGAN- SALES TAX   |                           |   |                       |            |            |
| SMIBUS010720234                             | N                         | SALES TAX- FEBRUARY 2024                | 582.000.000.228.023   | 10,904.36  | 10,904.36  |
| TOTAL VENDOR STATE                          |                           |   |                       |            | 10,904.36  |
| VENDOR NAME: STERICYCLE, INC.               |                           |   |                       |            |            |
| 8006462900                                  | N                         | SHREDDING SERVICES- 2/14/24- CITY HALL- | 101.265.000.820.000   | 299.53     | 299.53     |
| TOTAL VENDOR STERI                          |                           |   |                       |            | 299.53     |
| VENDOR NAME: STEVE'S CLEANING SERVICE       |                           |   |                       |            |            |
| FWEB2024                                    | N                         | CONTRACTUAL CLEANING- LIBRARY- FEB 2024 | 271.790.000.820.000   | 150.00     | 150.00     |
| TOTAL VENDOR STEVE                          |                           |   |                       |            | 150.00     |
| VENDOR NAME: THE SEWING ROOM                |                           |   |                       |            |            |
| 3148  | N                         | ALTERATIONS TO POLICE PANTS- E SHIER    | 205.301.000.780.000   | 15.00      | 15.00      |
| TOTAL VENDOR THE S                          |                           |   |                       |            | 15.00      |
| VENDOR NAME: TIM HORTONS                    |                           |   |                       |            |            |
| 144686301                                   | Y                         | FOOD FOR REP MEET & GREET               | 101.101.000.832.001   | 14.58      | 14.58      |
| TOTAL VENDOR TIM H                          |                           |   |                       |            | 14.58      |

03/14/2024 11:47 AM  
User: ERIN  
DB: St Louis

COUNCIL APPROVAL FOR CITY OF ST LOUIS  
EXP CHECK RUN DATES 03/19/2024 - 03/19/2024  
BOTH JOURNALIZED AND UNJOURNALIZED OPEN AND PAID  
BANK CODE: 0001

Page: 11/11

| INVOICE<br>NUMBER                      | USE<br>PURCHASING<br>CARD | DESCRIPTION                             | DISTRIBUTIONS\AMOUNTS |          | AMOUNT     |
|--|---------------------------|---|-----------------------|----------|------------|
| VENDOR NAME: TOM & JENNIFER MYERS      |                           |   |                       |          |            |
| 07110FAW0A-5                           | N                         | UB REFUND FOR ACCOUNT: 07110FAW0A-5     | 582.000.000.040.000   | 40.04    | 40.04      |
| TOTAL VENDOR TOM &                     |                           |   |                       |          | 40.04      |
| VENDOR NAME: U.S. POST OFFICE          |                           |   |                       |          |            |
| 02282024                               | N                         | FIRST CLASS POSTAGE FOR ELECTIONS       | 101.262.000.729.000   | 325.08   | 601.40     |
|  |                           |   | 101.262.000.729.000   | 276.32   |            |
|  |                           |   |                       |          |            |
| TOTAL VENDOR U.S.                      |                           |   |                       |          | 601.40     |
| VENDOR NAME: USA BLUE BOOK             |                           |   |                       |          |            |
| INV00282968                            | N                         | HYDRANT HOSE VALVE ASSEMBLY X 4- WATER  | 591.536.000.727.000   | 465.91   | 465.91     |
| INV00292933                            | N                         | NITRATE TNT/ TNT & AMMONIA TESTS/ AMMON | 590.537.000.727.000   | 1,547.10 | 1,547.10   |
| INV00292575                            | N                         | IODIDE REAGENT X 2- WWTP                | 590.537.000.727.000   | 90.90    | 90.90      |
|  |                           |   |                       |          |            |
| TOTAL VENDOR USA B                     |                           |   |                       |          | 2,103.91   |
| VENDOR NAME: USPS                      |                           |   |                       |          |            |
| 506652                                 | Y                         | ELECTION POSTCARD STAMPS                | 101.262.000.729.000   | 106.00   | 106.00     |
| 215202                                 | Y                         | ELECTION- POSTCARD STAMPS               | 101.262.000.729.000   | 53.00    | 53.00      |
| 745986                                 | Y                         | ELECTION POSTCARD STAMPS                | 101.262.000.729.000   | 53.00    | 53.00      |
|  |                           |   |                       |          |            |
| TOTAL VENDOR USPS                      |                           |   |                       |          | 212.00     |
| VENDOR NAME: ZOOM VIDEO COMMUNICATIONS |                           |   |                       |          |            |
| INV243244055                           | Y                         | ZOOM ACCT- 2/26/24-3/25/24              | 101.265.000.850.000   | 15.99    | 15.99      |
|  |                           |   |                       |          |            |
| TOTAL VENDOR ZOOM                      |                           |   |                       |          | 15.99      |
| GRAND TOTAL:                           |                           |   |                       |          | 724,472.21 |

# MONTHLY REPORTS

## BUILDING INSPECTOR/CODE ENFORCEMENT REPORT:

☒ Enclosed  
☐ Not Available

## CEMETERY REPORT:

☒ Enclosed  
☐ No Activity  
☐ Not Available

## DEPARTMENT OF PUBLIC WORKS:

☒ Enclosed  
☐ Not Available

## DOWNTOWN DEVELOPMENT AUTHORITY:

☒ Enclosed  
☐ Not Available

## ELECTRIC DEPARTMENT REPORT:

☒ Enclosed  
☐ Not Available

## FINANCE DEPARTMENT REPORT:

☒ Enclosed  
☐ Not Available

## POLICE DEPARTMENT REPORT:

☒ Enclosed  
☐ Not Available

## PUBLIC SERVICES DIRECTOR REPORT:

☒ Enclosed  
☐ Not Available

## WATER & SEWER REPORT:

☒ Enclosed  
☐ Not Available

TO: Mayor and City Council Members

FROM: Dori Foster - Building Department

## Building

| Date Issue | Permit # | Parcel Number | Type                  | Finaled    | Job Address       |
|------------|----------|---------------|-----------------------|------------|-------------------|
| 02/05/24   | PB240002 | 53-350-031-00 | Res. Add/Alter/Repair |            | 216 S LINCOLN ST  |
| 02/09/24   | PB240003 | 53-650-094-00 | Demolition            | 03/04/2024 | 410 S EAST ST     |
| 02/09/24   | PB240004 | 53-650-048-00 | Demolition            | 03/04/2024 | 216 S EAST ST     |
| 02/09/24   | PB240005 | 53-650-087-00 | Demolition            | 03/04/2024 | 403 S CLINTON ST  |
| 02/09/24   | PB240006 | 53-100-011-00 | Demolition            | 03/04/2024 | 413 S MILL ST     |
| 02/14/24   | PB240007 | 53-650-072-00 | ROOF                  |            | 301 S FRANKLIN ST |
| 02/22/24   | PB240008 | 53-500-049-00 | ROOF                  |            | 207 N BANKSON ST  |

## Zoning

| Date Issue | Permit # | Parcel Number | Type  | Finaled    | Job Address    |
|------------|----------|---------------|-------|------------|----------------|
| 02/08/24   | PZO01571 | 53-010-292-00 | Fence | 03/04/2024 | 502 N UNION ST |

To: Mayor and City Council Members  
From: Dori Foster

03/14/2024

## Monthly Code Enforcement List

| Date     | Type            | Address         | Owner            | Status       |
|----------|-----------------|-----------------|------------------|--------------|
| 02/14/24 | ZONING VIOLATIO | 407 WELLAND AVE | RONK JOHN PHILIP | IN VIOLATION |

Total Enforcements 1

History Register

Monday, March 11, 2024

| Plot String          | Status         | Balance         |                        |                    |  |
|----------------------|----------------|-----------------|------------------------|--------------------|--|
| Created              | Posted         | Action          | Additional Information | Transaction Amount |  |
| Billing Item         | Due Date       |                 |                        | Fee Amount         |  |
| OAKGROVE-15-18-022-4 | SOLD           | \$0.00          |                        |                    |  |
| 02/02/24             | 02/02/24 03:24 | Payment Posted  | CM24-0000976           | \$1225.00          |  |
| Grave Opening Non    | 02/02/24       |                 |                        | \$550.00           |  |
| Lot Sale - Non-Res   | 02/02/24       |                 |                        | \$550.00           |  |
| Grave Opening Winter | 02/02/24       |                 |                        | \$125.00           |  |
| 02/02/24             | 02/02/24 03:23 | Plot Adjustment | grave opening winter   | \$1225.00          |  |
| Grave Opening Non    | 02/02/24       |                 |                        | \$550.00           |  |
| Lot Sale - Non-Res   | 02/02/24       |                 |                        | \$550.00           |  |
| Grave Opening Winter | 02/02/24       |                 |                        | \$125.00           |  |

History Transaction Summary by Fee

| Fee Name             | Adjusted Amounts | Receipted Amounts |
|----------------------|------------------|-------------------|
| Grave Opening Non    | \$550.00         | \$550.00          |
| Lot Sale - Non-Res   | \$550.00         | \$550.00          |
| Grave Opening Winter | \$125.00         | \$125.00          |
|                      | \$1,225.00       | \$1,225.00        |



## March Department Report

March has come in like a lamb and I think I like it let's hope it doesn't go out like a lion. March has found us preparing for things to come this spring and summer and allowing us to get a jump start on a few spring projects.

Chip has been working on preparing our summer equipment like the weed whip, chain saws, flail mower, street sweeper, and a few others. This is very important to have these pieces of equipment ready to operate when the time comes. I have found if we do our preventive maintenance out of season it allows us to take our time and do a sounder job and catch problems before they are problems and then we have less down time. The nice weather has also allowed us to start spring cleanup at the cemetery. This winter really took its toll on the trees in the cemetery, and we spent some time removing trees and bushes that fell or broke off. It never hurts to get a jump start on this kind of stuff when it's as bad as it was.



We've also been working on street signs and looking at what we have and don't have on the street and in the shop for replacements. This will allow us to order what we don't have and get it so that we will have it if our current ones fall or have already and need replaced.

Also, we have started working on some of the DWAM 2 valve potholes, we still have a lot to do yet so getting an early start was good for us. As you can see in the picture above, we operate with 4 guys and each man has a roll and job to do so we can be as efficient as we can be and complete as many valves as possible.



Our only seasonal left is Isaak and with help from Spicers he has been very busy gathering information and taking photos in house water lines. This is the 3<sup>rd</sup> and final step of our DWAM project.

As always, we have had to assist the water department a couple of times with water main breaks and water valves that needed repaired. With the nice weather we have been seeing a increase in yard waste bags on Mondays. The first week in March also found us doing brush which was more like a normal April. It's been a pretty steady month with the expectation of it to only get busier the further we get in the spring, and we look forward to it.



Here is Chip finishing up the Street Sweeper making a final check of the fluids.

## **City of St. Louis DDA/Economic Development Work Log for Phil Hansen: 2023-2024**

### **February 5-9:**

Constant Contact e-newsletter  
Mitten meeting reminder  
Downtown Business Videos  
2024 Gratiot County Art Expo banner project  
2024 St. Louis Promotional Brochure work  
Land Bank Grant work  
½ Day Sick Time  
Spirit of St. Louis Award prep  
St. Louis Farmers Market support  
Downtown Prospects/Projects  
Easter Egg Scavenger hunt prep and promo  
DDA Façade Grant work

**36/4**

### **February 12-16:**

Constant Contact e-newsletter  
Mitten meeting reminder, meeting, minutes, etc.  
News & Views help  
Land Bank Grant work  
St. Louis brochure distribution continued  
Gratiot Downtown Art Expo banner project  
St. Louis Farmers Market support  
2024 St. Louis brochure prep  
County Master Plan project  
Monthly Department Head meeting materials  
One Day Vacation Time

**32/8**



## **City of St. Louis DDA/Economic Development Work Log for Phil Hansen: 2023-2024**

### **February 19-23:**

One Day Holiday Time Presidents Day  
Constant Contact e-newsletter  
Spirit of St. Louis Award work  
Gratiot Downtown Art Expo banner project  
2024 St. Louis Promotional Brochure work  
State Land Bank project  
Downtown Business Videos  
Downtown prospects  
News & Views article and edits  
DDA Façade Grant program  
Middle of the Mitten Golf Outing work  
I Love My City Sunday prep  
Clapp Park sign remake  
Gratiot County Land Bank project

**32/8**

### **February 26-March 1:**

Two Days Vacation Time  
News & Views on Facebook  
Gratiot Downtown Art Expo banner project  
Land Bank Project for house demo  
DDA Façade Grant work  
County Land Bank project work  
Two Days Vacation Time

**8/32**

# MUNICIPAL ELECTRIC UTILITY

MONTH OF: December 2023

| PRODUCTION (KWH)                      |    | This Month | Last Month | Same Month Last Year | TO DATE    |            |
|---------------------------------------|----|------------|------------|----------------------|------------|------------|
|                                       |    |            |            |                      | This Year  | Last Year  |
| Total Purchased Power                 | 1. | 2,912,720  | 2,809,023  | 3,058,327            | 17,788,015 | 18,177,754 |
| Generation                            | 2. | 0          | 0          | 0                    | 0          | 0          |
| Station-Power Exciter                 | 3. | 0          | 0          | 0                    | 0          | 0          |
| Net Production                        | 4. | 2,912,720  | 2,809,023  | 3,058,327            | 17,788,015 | 18,177,754 |
| Metered Consumption                   | 5. | 2,680,436  | 2,717,686  | 2,644,813            | 16,881,711 | 17,190,807 |
| Line Loss                             | 6. | 232,284    | 91,337     | 413,514              | 906,304    | 986,947    |
| Percent of Line Loss in Distribution  |    | 7.97%      | 3.25%      | 13.52%               | 5.10%      | 5.43%      |
| Peak KVA (Billing Demand)             |    | 5,138      | 5,195      | 5,244                | 5,382      | 5,289      |
| Cost Pre Purchased KWH                |    | 0.0865     | 0.0730     | 0.0954               | 0.0790     | 0.0844     |
| Hydro-Generation (Hours)              |    | 0.00       | 0.00       | 0.00                 | 0.00       | 0.00       |
| NO. 5                                 |    | 0.00       | 0.00       | 0.00                 | 0.00       | 0.00       |
| NO. 6                                 |    | 0.00       | 0.00       | 0.00                 | 0.00       | 0.00       |
| DISTRIBUTION (KWH)                    |    |            |            |                      |            |            |
| Residential - Rate A (1627) Customers |    | 896,733    | 820,740    | 931,424              | 5,556,487  | 5,836,505  |
| Rural - Rate A (69) Customers         |    | 38,671     | 35,680     | 39,332               | 235,140    | 249,202    |
| Secondary - Rate B (217) Customers    |    | 289,334    | 285,190    | 312,328              | 1,806,374  | 1,953,304  |
| Secondary - Rate C (21) Customers     |    | 744,341    | 830,980    | 676,843              | 4,970,780  | 4,737,752  |
| Secondary - Rate D (3) Customers      |    | 579,600    | 613,800    | 552,600              | 3,540,600  | 3,587,400  |
| Municipal Uses:                       |    |            |            |                      |            |            |
| Light Plant Usage                     |    | 4,292      | 4,326      | 4,263                | 26,006     | 25,775     |
| Lighting - City Buildings             |    | 12,080     | 11,200     | 12,560               | 73,600     | 75,742     |
| Metered Street, Park & Alley Lights   |    | 14,435     | 14,627     | 14,649               | 87,489     | 87,247     |
| Unmetered Street, Park & Alley Lights |    | 1,914      | 1,899      | 1,924                | 11,456     | 11,423     |
| Water Pumping                         |    | 0          | 0          | 80                   | 0          | 2,008      |
| Swimming Pool                         |    | 4          | 4          | 0                    | 722        | 1,032      |
| Christmas Decorations                 |    | 0          | 0          | 0                    | 0          | 0          |
| Disposal Unit                         |    | 89,672     | 90,720     | 86,410               | 523,777    | 557,042    |
| Sewage Pumping Stations               |    | 9,360      | 8,520      | 12,400               | 49,280     | 66,375     |
| Total Consumption (KWH)               |    | 2,680,436  | 2,717,686  | 2,644,813            | 16,881,711 | 17,190,807 |
| WORK REPORT                           |    |            |            |                      |            |            |
| New Street Lights Installed           |    | 0          | 0          | 0                    | 0          | 0          |
| Street Lamps Replaced                 |    | 1          | 2          | 2                    | 8          | 11         |
| Service Calls (After Hours)           |    | 1          | 2          | 1                    | 6          | 7          |
| Line Troubles                         |    | 1          | 1          | 1                    | 4          | 4          |
| Customer Troubles                     |    | 0          | 1          | 0                    | 2          | 3          |
| New Customer Services                 |    | 0          | 0          | 0                    | 0          | 0          |
| Customer Services Modernized          |    | 0          | 0          | 0                    | 0          | 0          |
| New Transformer Location Installed    |    | 0          | 0          | 0                    | 0          | 0          |
| Transformer Location Enlarged         |    | 0          | 0          | 0                    | 0          | 0          |
| MAN HOURS WORKED                      |    |            |            |                      |            |            |
| Line Work - New                       |    | 58         | 68         | 86                   | 888        | 984        |
| Line Work - Maintenance               |    | 156        | 186        | 140                  | 1452       | 1390       |
| Building & Plant Maintenance          |    | 168        | 138        | 178                  | 846        | 920        |
| Vehicle Maintenance                   |    | 56         | 40         | 24                   | 404        | 248        |
| Other Jobs (Christmas Decorations)    |    | 242        | 248        | 252                  | 490        | 538        |
| Total Manhours                        |    | 680        | 680        | 680                  | 4,080      | 4,080      |
| Employed: Hourly Regular              |    | 5          | 5          | 5                    | 5          | 5          |
| Hourly Temporary                      |    | 0          | 0          | 0                    | 0          | 0          |

**STREET LIGHTING & WATER PUMPING REPORT**  
**MONTH OF: December 2023**

| NUMBER<br>OF LAMPS                     | SIZE IN<br>LUMENS | COST EACH<br>PER MONTH | TOTAL COST  |              |
|--|-------------------|------------------------|-------------|--------------|
|  |                   |                        | MONTH       | YEAR         |
| 309 100HPS                             | 100               | \$ 6.02                | \$ 1,860.18 | \$11,161.08  |
| 45 400HPS                              | 400               | 8.71                   | 391.95      | 2,351.70     |
| 97 250HPS                              | 250               | 7.42                   | 719.74      | 4,318.44     |
| ALL AT 0.0526                          |                   |                        |             |              |
| TOTAL COSTS OF ALL LAMPS FOR THE MONTH |                   |                        | \$ 2,971.87 | \$ 17,831.22 |

**KILOWATT HOURS**

| CONSUMED |        | COST PER KILOWATT HOUR | TOTAL COST |             |
|----------|--------|------------------------|------------|-------------|
| MONTH    | YEAR   |                        | MONTH      | YEAR        |
| 0        | -      | Water Pumping          |            |             |
|          |        | 0.0907                 | \$ -       | \$ -        |
| 9,360    | 49,280 | Sewage Pumping         |            |             |
|          |        | 0.0907                 | \$ 858.11  | \$ 4,469.70 |
| 0        | 0      | Softball Field Lights  |            |             |
|          |        | 0.0907                 | \$ -       | \$ -        |
| 0        | 0      | Ice Skating Rinks      |            |             |
|          |        | 0.0907                 | \$ -       | \$ -        |
| 0        | 0      | Decorations & Other    |            |             |
|          |        | 0.0907                 | \$ -       | \$ -        |

Submitted By: Mike Parsons  
Electric Utility Foreman

## City of St. Louis - Finance Department

### Monthly Report – March 14, 2024

Submitted by: Bobbie Marr, Finance Director/Treasurer

Page 1 of 1

Budget 24-25 data gathering continues. Primary goal is sustaining services at level folks are accustomed to. We are also fortunate to have to get things scheduled out for the 23 Million plus water projects that we were awarded the grant on. Now is the time to add in projects or programs for the upcoming year.

I think some folks realized that I was out of the state for 4 weeks. I was able to work remotely and got in a little fun in the sun with family and friends. Everything in the finance office rolled along as normal. Tax Settlement with the County Treasurer went well. We continue to file close-out documents on the EPA water supply grant.

#### Tax Summary 2023 Assessment & Collection

|  | City Operating<br>Levy & Public<br>Safety Special<br>Assessment &<br>Admin Fees | All other Units<br>Levy | Total        |
|--|---|-------------------------|--------------|
| Total to Collect   | \$ 949,102  | \$ 2,208,842            | \$ 3,157,944 |
| Amount collected through 2/28/24   | \$ 919,353  | \$ 2,102,637            | \$ 3,021,990 |
| Delinquent Real the County takes over collection on                            | \$ 27,816   | \$ 100,606              | \$ 128,422   |
| Delinquent Personal and Leased Land the City has<br>to continue collections on | \$ 1,933  | \$ 5,599                | \$ 7,532     |

#### Additional Pages:

- Utility Shut-Off Statistics
- Web-Site & Credit Card Use
- Cash Summary- Operating Vs Restricted
- Cash Summary – Banking Institution
- Budget to Actual Summaries – Governmental Funds
- Payroll Summary – fiscal year

## UTILITY SHUT OFF STATISTICS

| Month   | 2023-24                      |                      |                                      |                            | 2022-23                      |                      |                       |                            | 2021-22                         |                      |                      |                            |
|---------|------------------------------|----------------------|--------------------------------------|----------------------------|------------------------------|----------------------|-----------------------|----------------------------|---------------------------------|----------------------|----------------------|----------------------------|
|         | Water Shut off               | Door Knockers issued | Electric Shut off                    | Payment Extensions Granted | Water Shut off               | Door Knockers issued | Electric Shut off     | Payment Extensions Granted | Water Shut off                  | Door Knockers issued | Electric Shut off    | Payment Extensions Granted |
| July    | 9                            | 38                   | 17                                   | 11                         | 11                           | 27                   | 8                     | 13                         | 13                              | 36                   | 36                   | 6                          |
| Aug     | 10                           | 32                   | 4                                    | 8                          | No shut off- watermain break | 29                   | 10                    | 18                         | 18                              | 46                   | 10                   | 12                         |
| Sept    | 18                           | 57                   | 15                                   | 25                         | 11                           | 37                   | 10                    | 17                         | 18                              | 53                   | 13                   | 9                          |
| Oct     | 18                           | 51                   | 9                                    | 17                         | 30                           | 51                   | 14                    | 18                         | No shut off - Prospect project  | 50                   | 11                   | 12                         |
| Nov     | No shut off- watermain break | 46                   | No shut off- Elec. staff unavailable | 9                          | 1                            | 36                   | 12                    | 13                         | 5                               | 32                   | 14                   | 14                         |
| Dec     | 23                           | 49                   | 19                                   | 13                         | 13                           | 35                   | 3                     | 9                          | No shut off - staff unavailable |                      |                      | 3                          |
| Jan     | No shut off due to cold temp |                      |                                      | 12                         | 18                           | 53                   | 9                     | 18                         | 9                               | 46                   | Non due to cold temp | 9                          |
| Feb     | 15                           | 47                   | None due to cold temp                | 14                         | 12                           | 41                   | None due to cold temp | 15                         | Non due to cold temp            | 35                   | Non due to cold temp | 9                          |
| Mar     | 14                           | 36                   | 14                                   | 12                         | 10                           | 34                   | 10                    | 17                         | 7                               | 33                   | 12                   | 7                          |
| Apr     |                              |                      |                                      |                            | 21                           | 61                   | 11                    | 15                         | 19                              | 45                   | 19                   | 10                         |
| May     |                              |                      |                                      |                            | 16                           | 37                   | 5                     | 11                         | 19                              | 49                   | 10                   | 11                         |
| June    |                              |                      |                                      |                            | 11                           | 33                   | 14                    | 11                         | 6                               | 25                   | 9                    | 11                         |
| Average | 15.3                         | 44.5                 | 13.0                                 | 13.4                       | 14.0                         | 39.5                 | 9.6                   | 14.6                       | 12.7                            | 45.0                 | 14.9                 | 9.4                        |

| Month   | 2020-21              |                      |                      |                            | 2019-20                      |                      |                       |                            | 2018-19                          |                      |                       |                            |
|---------|----------------------|----------------------|----------------------|----------------------------|------------------------------|----------------------|-----------------------|----------------------------|----------------------------------|----------------------|-----------------------|----------------------------|
|         | Water Shut off       | Door Knockers issued | Electric Shut off    | Payment Extensions Granted | Water Shut off               | Door Knockers issued | Electric Shut off     | Payment Extensions Granted | Water Shut off                   | Door Knockers issued | Electric Shut off     | Payment Extensions Granted |
| July    | No Shut off Covid-19 | 52                   | 20                   | 19                         | 17                           | 56                   | 15                    | 11                         | 18                               | 55                   | 16                    | 12                         |
| Aug     | No Shut off Covid-19 | 50                   | 15                   | 7                          | 14                           | 35                   | 6                     | 7                          | 14                               | 39                   | 10                    | 4                          |
| Sept    | No Shut off Covid-19 | 39                   | 17                   | 9                          | 18                           | 45                   | 18                    | 12                         | 10                               | 38                   | 12                    | 17                         |
| Oct     | No Shut off Covid-19 | 54                   | 13                   | 6                          | 18                           | 44                   | 18                    | 12                         | 14                               | 47                   | 8                     | 16                         |
| Nov     | No Shut off Covid-19 | 58                   | No Shut off Covid-19 | 9                          | None due to cold temp        | 45                   | None due to cold temp | 13                         | 19                               | 55                   | None due to cold temp | 12                         |
| Dec     | No Shut off Covid-19 | 45                   | No Shut off Covid-19 | 13                         | 7                            | 51                   | 19                    | 9                          | 19                               | 44                   | 16                    | 8                          |
| Jan     | No Shut off Covid-19 | 52                   | 13                   | 5                          | 11                           | 32                   | 9                     | 11                         | 8                                | 29                   | 9                     | 12                         |
| Feb     | No Shut off Covid-19 | 45                   | Non due to cold temp | 2                          | 11                           | 33                   | 7                     | 14                         | None due to cold temp            | 47                   | 17                    | 10                         |
| Mar     | No Shut off Covid-19 | 48                   | 9                    | 5                          | 14                           | 37                   | 10                    | 7                          | 7                                | 36                   | 12                    | 7                          |
| Apr     | 16                   | 48                   | 11                   | 1                          | No shut offs due to COVID-19 |                      |                       |                            | 16                               | 37                   | 5                     | 14                         |
| May     | 15                   | 51                   | 15                   | 3                          | No shut offs due to COVID-19 |                      |                       |                            | 16                               | 33                   | 12                    | 12                         |
| June    | 9                    | 33                   | 14                   | 6                          | No shut offs due to COVID-19 |                      |                       |                            | None due to project in Evergreen | 41                   | 14                    | 9                          |
| Average | 13.3                 | 47.9                 | 14.1                 | 7.1                        | 13.8                         | 42.0                 | 12.8                  | 10.7                       | 14.1                             | 41.8                 | 11.9                  | 11.1                       |

## WEB-SITE & CREDIT CARD USE STATISTICS

| 2023-2024  |                           |                    |                |                 |       |                |       |                         |
|------------|---------------------------|--------------------|----------------|-----------------|-------|----------------|-------|-------------------------|
|            | BS&A Web Views of Records |                    |                |                 |       | Web Payments   |       | Credit Card use at City |
|            | Utility                   | Misc Rec/ Building | Property & Tax | Cemetery Search | Total | Utility & Misc | Taxes |                         |
| June /July | 308                       | 47                 | 415            | 41              | 811   | 366            | 17    | 56                      |
| July /Aug  | 293                       | 68                 | 478            | 9               | 848   | 391            | 21    | 39                      |
| Aug /Sept  | 486                       | 77                 | 653            | 11              | 1,227 | 622            | 21    | 63                      |
| Sept /Oct  | 365                       | 45                 | 375            | 2               | 787   | 405            | 6     | 67                      |
| Oct /Nov   | 447                       | 70                 | 542            | 6               | 1,065 | 618            | 2     | 69                      |
| Nov /Dec   | 362                       | 48                 | 440            | 20              | 870   | 341            | 18    | 49                      |
| Dec /Jan   | 408                       | 48                 | 459            | 95              | 1,010 | 584            | 19    | 59                      |
| Jan /Feb   | 351                       | 41                 | 515            | 10              | 917   | 299            | 13    | 47                      |
| Feb /Mar   | 345                       | 51                 | 570            | 1               | 967   | 456            | 24    | 75                      |
| Mar /Apr   |                           |                    |                |                 | -     |                |       |                         |
| Apr /May   |                           |                    |                |                 | -     |                |       |                         |
| May /June  |                           |                    |                |                 | -     |                |       |                         |

| 2021-2022  |                           |                    |                |                 |       |                |       |                         |
|------------|---------------------------|--------------------|----------------|-----------------|-------|----------------|-------|-------------------------|
|            | BS&A Web Views of Records |                    |                |                 |       | Web Payments   |       | Credit Card use at City |
|            | Utility                   | Misc Rec/ Building | Property & Tax | Cemetery Search | Total | Utility & Misc | Taxes |                         |
| June /July | 364                       | 3                  | 689            | 9               | 1,065 | 569            | 5     | 63                      |
| July /Aug  | 230                       | 40                 | 709            | 1               | 980   | 267            | 9     | 34                      |
| Aug /Sept  | 234                       | 51                 | 501            | 40              | 826   | 486            | 32    | 53                      |
| Sept /Oct  | 356                       | 40                 | 629            | 87              | 1,112 | 318            | 6     | 36                      |
| Oct /Nov   | 252                       | 44                 | 433            | -               | 729   | 308            | 1     | 33                      |
| Nov /Dec   | 365                       | 49                 | 553            | 4               | 971   | 509            | 14    | 45                      |
| Dec /Jan   | 258                       | 29                 | 351            | 127             | 765   | 325            | 13    | 29                      |
| Jan /Feb   | 281                       | 40                 | 543            | 11              | 875   | 357            | 18    | 30                      |
| Feb /Mar   | 272                       | 32                 | 457            | 15              | 776   | 430            | 20    | 49                      |
| Mar /Apr   | 306                       | 33                 | 428            | 31              | 798   | 526            | -     | 54                      |
| Apr /May   | 284                       | 37                 | 376            | 5               | 702   | 350            | -     | 38                      |
| May /June  | 342                       | 58                 | 432            | 18              | 850   | 508            | -     | 52                      |

| 2022-2023  |                           |                    |                |                 |       |                |       |                         |
|------------|---------------------------|--------------------|----------------|-----------------|-------|----------------|-------|-------------------------|
|            | BS&A Web Views of Records |                    |                |                 |       | Web Payments   |       | Credit Card use at City |
|            | Utility                   | Misc Rec/ Building | Property & Tax | Cemetery Search | Total | Utility & Misc | Taxes |                         |
| June /July | 298                       | 39                 | 437            | 12              | 786   | 347            | 9     | 35                      |
| July /Aug  | 282                       | 59                 | 645            | 114             | 1,100 | 353            | 5     | 40                      |
| Aug /Sept  | 488                       | 72                 | 751            | 8               | 1,319 | 547            | 26    | 71                      |
| Sept /Oct  | 302                       | 56                 | 439            | 11              | 808   | 369            | 12    | 47                      |
| Oct /Nov   | 303                       | 50                 | 378            | 14              | 745   | 377            | 2     | 38                      |
| Nov /Dec   | 406                       | 54                 | 538            | 7               | 1,005 | 485            | 10    | 69                      |
| Dec /Jan   | 274                       | 38                 | 372            | 37              | 721   | 344            | 24    | 50                      |
| Jan /Feb   | 409                       | 68                 | 650            | 25              | 1,152 | 589            | 29    | 55                      |
| Feb /Mar   | 325                       | 65                 | 546            | 14              | 950   | 481            | 17    | 53                      |
| Mar /Apr   | 321                       | 43                 | 469            | 13              | 846   | 336            | 1     | 33                      |
| Apr /May   | 326                       | 62                 | 447            | 78              | 913   | 413            | -     | 40                      |
| May /June  | 467                       | 55                 | 552            | 97              | 1,171 | 592            | -     | 68                      |

| 2020-2021  |                           |                    |                |                 |       |                |       |                         |
|------------|---------------------------|--------------------|----------------|-----------------|-------|----------------|-------|-------------------------|
|            | BS&A Web Views of Records |                    |                |                 |       | Web Payments   |       | Credit Card use at City |
|            | Utility                   | Misc Rec/ Building | Property & Tax | Cemetery Search | Total | Utility & Misc | Taxes |                         |
| June /July | 288                       | 73                 | 536            | 169             | 1,066 | 434            | 8     | 32                      |
| July /Aug  | 223                       | 99                 | 430            | 2               | 754   | 250            | 5     | 33                      |
| Aug /Sept  | 260                       | 148                | 311            | 57              | 776   | 276            | 11    | 30                      |
| Sept /Oct  | 319                       | 213                | 143            | 11              | 686   | 428            | 11    | 69                      |
| Oct /Nov   | 252                       | 114                | 229            | 5               | 600   | 276            | 6     | 41                      |
| Nov /Dec   | 216                       | 24                 | 415            | 4               | 659   | 307            | 5     | 9                       |
| Dec /Jan   | 313                       | 34                 | 867            | 16              | 1,230 | 479            | 18    | 11                      |
| Jan /Feb   | 276                       | 62                 | 1,070          | 9               | 1,417 | 317            | 21    | 21                      |
| Feb /Mar   | 225                       | 53                 | 575            | 3               | 856   | 398            | 40    | 29                      |
| Mar /Apr   | 324                       | 59                 | 565            | 64              | 1,012 | 537            | 4     | 50                      |
| Apr /May   | 256                       | 42                 | 422            | 85              | 805   | 304            | -     | 30                      |
| May /June  | 250                       | 42                 | 381            | 29              | 702   | 339            | -     | 25                      |



User: BOBBIE

DB: St Louis

PERIOD ENDING 02/29/2024

## OPERATING VS RESTRICTED CASH/INVESTMENT LISTING

| GL NUMBER                                  | DESCRIPTION                                    | R ACTIVITY FORR ACTIVITY FOR |                     |                     | PERIOD<br>BALANCE<br>DR (CR) |
|--|--|------------------------------|---------------------|---------------------|------------------------------|
|  |  | PREVIOUS MONTH<br>BALANCE    | MONTH<br>02/29/2024 | MONTH<br>02/29/2024 |                              |
| OPERATING CASH                             |  |                              |                     |                     |                              |
| 101.000.000.001.005                        | GENERAL FUND OPERATING CASH (P)                | 237,176.57                   | 418,010.61          | 385,531.17          | 269,656.01                   |
| 101.000.000.001.009                        | PURCHASE CARDS                                 | 13,500.00                    | 0.00                | 0.00                | 13,500.00                    |
| 101.000.000.004.000                        | CITY HALL CHANGE DRAWERS                       | 100.00                       | 0.00                | 0.00                | 100.00                       |
| 101.000.000.004.003                        | CIVIL INFRAC-PETTY CASH                        | 50.00                        | 0.00                | 0.00                | 50.00                        |
| 101.000.000.004.004                        | PETTY CASH - CITY POOL                         | 63.00                        | 0.00                | 0.00                | 63.00                        |
| 101.000.000.007.000                        | PAYROLL CASH                                   | 307,765.82                   | 240,845.39          | 240,273.49          | 308,337.72                   |
| 202.000.000.001.005                        | MAJOR STREETS OPERATING CASH (P)               | 990,388.70                   | 65,333.82           | 33,107.89           | 1,022,614.63                 |
| 203.000.000.001.005                        | LOCAL STREETS OPERATING CASH (P)               | 1,085,921.51                 | 42,542.74           | 8,782.81            | 1,119,681.44                 |
| 205.000.000.001.005                        | PUBLIC SAFETY OPERATING CASH (P)               | 14,637.30                    | 90,151.59           | 60,354.78           | 44,434.11                    |
| 248.000.000.001.005                        | DDA OPERATING CASH (P)                         | 170,035.22                   | 3,393.27            | 60.27               | 173,368.22                   |
| 271.000.000.001.005                        | LIBRARY OPERATING CASH (P)                     | 170,677.39                   | 1,161.03            | 14,402.31           | 157,436.11                   |
| 271.000.000.004.000                        | LIBRARY PETTY CASH                             | 50.00                        | 0.00                | 0.00                | 50.00                        |
| 271.000.000.004.002                        | LIBRARY CHANGE BOX                             | 30.00                        | 0.00                | 0.00                | 30.00                        |
| 582.000.000.001.005                        | ELECTRIC FUND OPERATING CASH (P)               | 1,374,317.49                 | 473,198.67          | 346,906.22          | 1,500,609.94                 |
| 590.000.000.001.005                        | SEWER FUND OPERATING CASH (P)                  | 790,588.32                   | 172,938.09          | 99,175.87           | 864,350.54                   |
| 591.000.000.001.005                        | WATER FUND OPERATING CASH (P)                  | 737,259.67                   | 178,796.25          | 211,813.49          | 704,242.43                   |
| 596.000.000.001.005                        | SOLID WASTE FUND OPERATING CASH (P)            | 67,166.70                    | 39,867.20           | 29,462.73           | 77,571.17                    |
| 661.000.000.001.005                        | MOTORPOOL OPERATING CASH (P)                   | 315,612.81                   | 33,949.04           | 11,460.62           | 338,101.23                   |
| 662.000.000.001.005                        | PD EQUIPMENT CASH (P)                          | 69,627.77                    | 7,251.95            | 3,641.10            | 73,238.62                    |
|  | Net OPERATING CASH                             | 6,344,968.27                 | 1,767,439.65        | 1,444,972.75        | 6,667,435.17                 |
| RESTRICTED USE                             |  |                              |                     |                     |                              |
| 151.000.000.001.005                        | CEMETERY PERPETUAL CARE (P)                    | 413.59                       | 138.94              | 0.00                | 552.53                       |
| 151.000.000.001.006                        | CEMETERY TRUST INVEST (MC)                     | 23,760.71                    | 102.89              | 0.00                | 23,863.60                    |
| 151.000.000.003.000                        | CD - CEMETERY PERPETUAL CARE                   | 230,240.46                   | 0.00                | 0.00                | 230,240.46                   |
| 271.000.000.006.000                        | LIBRARY GIFTS & MEMORIALS (P)                  | 726.44                       | 1.85                | 0.00                | 728.29                       |
| 271.000.000.017.008                        | LIBRARY RESTRICTED GIFTS & MEM (P)             | 79,854.55                    | 208.97              | 310.22              | 79,753.30                    |
| 431.000.000.001.005                        | WATER SUPPLY CASH (P)                          | 202,394.76                   | 511.91              | 0.00                | 202,906.67                   |
| 431.000.000.001.006                        | WATER SUPPLY REPLACE INVESTMENT (MC)           | 1,495,942.22                 | 6,476.99            | 0.00                | 1,502,419.21                 |
| 456.000.000.001.005                        | DWSRF IMPROVEMENTS (P)                         | (134,854.75)                 | 0.00                | 100,912.00          | (235,766.75)                 |
| 582.000.000.001.075                        | CUSTOMER DEPOSITS (P)                          | 29,581.00                    | 0.00                | 0.00                | 29,581.00                    |
| 582.000.000.006.000                        | RESTRICTED CASH BONDS- P                       | 32,696.01                    | 82.68               | 0.00                | 32,778.69                    |
| 582.000.000.017.007                        | BOND RESERVE (MC)                              | 127,793.82                   | 553.32              | 0.00                | 128,347.14                   |
| 590.000.000.017.005                        | SEWER EQUIPMENT RESERVE                        | 682,532.34                   | 2,955.14            | 0.00                | 685,487.48                   |
| 591.000.000.001.075                        | CUSTOMER DEPOSITS (P)                          | 9,579.00                     | 0.00                | 0.00                | 9,579.00                     |
| 591.000.000.006.001                        | RESTRICTED CASH                                | 47,500.00                    | 0.00                | 0.00                | 47,500.00                    |
| 591.000.000.006.002                        | RESTRICTED CASH REPLACEMENT (P)                | 234,417.62                   | 0.00                | 0.00                | 234,417.62                   |
|  | Net RESTRICTED USE                             | 3,062,577.77                 | 11,032.69           | 101,222.22          | 2,972,388.24                 |
| FUND STABILIZATION/SAVINGS FUTURE PROJECTS |  |                              |                     |                     |                              |
| 101.000.000.017.000                        | GENERAL FUND INVESTMENT/SAVINGS                | 1,074,208.00                 | 4,651.00            | 0.00                | 1,078,859.00                 |
| 101.000.000.017.276                        | RESTRICTED CASH - CEMETERY ROADS               | 42,186.36                    | 147.56              | 0.00                | 42,333.92                    |
| 271.000.000.001.006                        | LIBRARY INVEST BLDG (MC)                       | 696,664.63                   | 3,016.35            | 0.00                | 699,680.98                   |
| 445.000.000.001.005                        | PUBLIC IMPROVEMENTS CASH (P)                   | 56,014.29                    | 19,611.66           | 0.00                | 75,625.95                    |
| 445.000.000.001.006                        | PUBLIC IMPROVEMENTS SAVINGS (MC)               | 1,444,856.94                 | 6,255.81            | 0.00                | 1,451,112.75                 |
| 582.000.000.001.007                        | ELECTRIC RESERVES (MC)                         | 4,001,810.37                 | 17,326.64           | 0.00                | 4,019,137.01                 |
| 582.000.000.001.010                        | ELECTRIC RESERVES (P)                          | 771,958.68                   | 1,952.40            | 0.00                | 773,911.08                   |
| 590.000.000.001.007                        | BOND & INT REDEMPTION ACCT (MERC)              | 104,643.25                   | 41.57               | 0.00                | 104,684.82                   |
| 590.000.000.003.000                        | CERTIFICATE OF DEPOSIT                         | 91,993.89                    | 0.00                | 0.00                | 91,993.89                    |
| 591.000.000.003.000                        | CERTIFICATE OF DEPOSIT                         | 46,921.99                    | 0.00                | 0.00                | 46,921.99                    |
| 591.000.000.017.005                        | WATER RESERVE                                  | 946,217.17                   | 4,096.85            | 0.00                | 950,314.02                   |
| 661.000.000.006.000                        | MP CASH SET ASIDE FOR EQUIP (P)                | 623,361.38                   | 1,576.44            | 0.00                | 624,937.82                   |
|  | Net FUND STABILIZATION/SAVINGS FUTURE PROJECTS | 9,900,836.95                 | 58,676.28           | 0.00                | 9,959,513.23                 |
| FIDUCIARY - MAINTAINED FOR OTHERS          |  |                              |                     |                     |                              |
| 101.000.000.001.011                        | INSURANCE ESCROW ACCT (MC)                     | 90.32                        | 0.33                | 0.00                | 90.65                        |
| 101.000.000.005.000                        | CASH - GARDEN CLUB (P)                         | 53.08                        | 0.00                | 0.00                | 53.08                        |
| 206.000.000.001.001                        | FIRE OPERATING CASH - (COM)                    | 336,350.38                   | 26,437.90           | 38,652.17           | 324,136.11                   |
| 206.000.000.003.000                        | CERTIFICATE OF DEPOSIT                         | 105,936.94                   | 0.00                | 0.00                | 105,936.94                   |
| 206.000.000.006.003                        | FIRE EQUIPMENT RESERVE FUNDS (MC)              | 435,781.03                   | 1,886.82            | 0.00                | 437,667.85                   |
| 206.000.000.007.000                        | PAYROLL CASH                                   | 12,126.06                    | 15,457.10           | 15,179.88           | 12,403.28                    |
| 288.000.000.001.000                        | SLIPR CHECKING (COM)                           | 61,018.99                    | 3,738.43            | 0.00                | 64,757.42                    |
| 597.000.000.001.001                        | OPERATING CASH - (COM)                         | 326,174.33                   | 138,050.09          | 77,350.91           | 386,873.51                   |
| 597.000.000.001.005                        | CASH HELD BY STL - CC RECEIPTS (P)             | 60.00                        | 60.00               | 120.00              | 0.00                         |
| 597.000.000.002.000                        | SAVINGS-EQUIP REPLACEMENT (COM)                | 237,486.77                   | 0.00                | 0.00                | 237,486.77                   |
| 597.000.000.017.000                        | INVEST-MICLASS-EQUIP REPLACEMENT               | 4,450,389.28                 | 19,268.87           | 0.00                | 4,469,658.15                 |
| 703.000.000.001.005                        | TAX COLLECTION/DISTRIBUTION CASH (COM)         | 175,517.99                   | 499,746.84          | 608,744.26          | 66,520.57                    |
| 715.000.000.001.005                        | CASH - DOWNTOWN BANNER PROJ (P)                | 1,292.31                     | 3,000.00            | 1,981.00            | 2,311.31                     |
| 741.000.000.001.005                        | CASH DUE TO BETHANY (P)                        | 2,438.40                     | 2,891.84            | 2,438.40            | 2,891.84                     |
| 775.000.000.001.020                        | RATE PAYERS CHECKING                           | 3,967.61                     | 0.31                | 0.00                | 3,967.92                     |
| 775.000.000.001.021                        | RATE PAYERS SAVINGS                            | 10,073.50                    | 1.42                | 0.00                | 10,074.92                    |
|  | Net FIDUCIARY - MAINTAINED FOR OTHERS          | 6,158,756.99                 | 710,539.95          | 744,466.62          | 6,124,830.32                 |

03/14/2024 12:04 PM  
User: BOBBIE  
DB: St Louis

ACCOUNT BALANCE REPORT FOR CITY OF ST. LOUIS

Page: 2/2

PERIOD ENDING 02/29/2024

OPERATING VS RESTRICTED CASH/INVESTMENT LISTING

| GL NUMBER          | DESCRIPTION | R ACTIVITY FOR            |                     |                                     | PERIOD<br>BALANCE<br>DR (CR) |
|--------------------|-------------|---------------------------|---------------------|-------------------------------------|------------------------------|
|                    |             | PREVIOUS MONTH<br>BALANCE | MONTH<br>02/29/2024 | ACTIVITY FOR<br>MONTH<br>02/29/2024 |                              |
| Total - All Funds: |             | 25,467,139.98             | 2,547,688.57        | 2,290,661.59                        | 25,724,166.96                |

PERIOD ENDING 02/29/2024

CASH & INVESTMENT LISTING BY BANKING INSTITUTION

| GL NUMBER                                | DESCRIPTION                            | R ACTIVITY FORR ACTIVITY FOR |                     |                     |                     | END BALANCE |
|--|--|------------------------------|---------------------|---------------------|---------------------|-------------|
|  |  | PREVIOUS MONTH<br>BALANCE    | MONTH<br>02/29/2024 | MONTH<br>02/29/2024 | MONTH<br>02/29/2024 |             |
| CASH ON HAND                             |  |                              |                     |                     |                     |             |
| 101.000.000.004.000                      | CITY HALL CHANGE DRAWERS               | 100.00                       | 0.00                | 0.00                | 100.00              |             |
| 101.000.000.004.003                      | CIVIL INFRAC-PETTY CASH                | 50.00                        | 0.00                | 0.00                | 50.00               |             |
| 101.000.000.004.004                      | PETTY CASH - CITY POOL                 | 63.00                        | 0.00                | 0.00                | 63.00               |             |
| 271.000.000.004.000                      | LIBRARY PETTY CASH                     | 50.00                        | 0.00                | 0.00                | 50.00               |             |
| 271.000.000.004.002                      | LIBRARY CHANGE BOX                     | 30.00                        | 0.00                | 0.00                | 30.00               |             |
|  | Net CASH ON HAND                       | 293.00                       | 0.00                | 0.00                | 293.00              |             |
| COMMERCIAL BANK                          |  |                              |                     |                     |                     |             |
| 101.000.000.001.005                      | GENERAL FUND OPERATING CASH (P)        | 237,176.57                   | 418,010.61          | 385,531.17          | 269,656.01          |             |
| 101.000.000.001.009                      | PURCHASE CARDS                         | 13,500.00                    | 0.00                | 0.00                | 13,500.00           |             |
| 101.000.000.007.000                      | PAYROLL CASH                           | 307,765.82                   | 240,845.39          | 240,273.49          | 308,337.72          |             |
| 151.000.000.001.005                      | CEMETERY PERPETUAL CARE (P)            | 413.59                       | 138.94              | 0.00                | 552.53              |             |
| 202.000.000.001.005                      | MAJOR STREETS OPERATING CASH (P)       | 990,388.70                   | 65,333.82           | 33,107.89           | 1,022,614.63        |             |
| 203.000.000.001.005                      | LOCAL STREETS OPERATING CASH (P)       | 1,085,921.51                 | 42,542.74           | 8,782.81            | 1,119,681.44        |             |
| 205.000.000.001.005                      | PUBLIC SAFETY OPERATING CASH (P)       | 14,637.30                    | 90,151.59           | 60,354.78           | 44,434.11           |             |
| 248.000.000.001.005                      | DDA OPERATING CASH (P)                 | 170,035.22                   | 3,393.27            | 60.27               | 173,368.22          |             |
| 271.000.000.001.005                      | LIBRARY OPERATING CASH (P)             | 170,677.39                   | 1,161.03            | 14,402.31           | 157,436.11          |             |
| 271.000.000.006.000                      | LIBRARY GIFTS & MEMORIALS (P)          | 726.44                       | 1.85                | 0.00                | 728.29              |             |
| 271.000.000.017.008                      | LIBRARY RESTRICTED GIFTS & MEM (P)     | 79,854.55                    | 208.97              | 310.22              | 79,753.30           |             |
| 431.000.000.001.005                      | WATER SUPPLY CASH (P)                  | 202,394.76                   | 511.91              | 0.00                | 202,906.67          |             |
| 445.000.000.001.005                      | PUBLIC IMPROVEMENTS CASH (P)           | 56,014.29                    | 19,611.66           | 0.00                | 75,625.95           |             |
| 456.000.000.001.005                      | DWSRF IMPROVEMENTS (P)                 | (134,854.75)                 | 0.00                | 100,912.00          | (235,766.75)        |             |
| 582.000.000.001.005                      | ELECTRIC FUND OPERATING CASH (P)       | 1,374,317.49                 | 473,198.67          | 346,906.22          | 1,500,609.94        |             |
| 582.000.000.001.010                      | ELECTRIC RESERVES (P)                  | 771,958.68                   | 1,952.40            | 0.00                | 773,911.08          |             |
| 582.000.000.001.075                      | CUSTOMER DEPOSITS (P)                  | 29,581.00                    | 0.00                | 0.00                | 29,581.00           |             |
| 582.000.000.006.000                      | RESTRICTED CASH BONDS- P               | 32,696.01                    | 82.68               | 0.00                | 32,778.69           |             |
| 590.000.000.001.005                      | SEWER FUND OPERATING CASH (P)          | 790,588.32                   | 172,938.09          | 99,175.87           | 864,350.54          |             |
| 591.000.000.001.005                      | WATER FUND OPERATING CASH (P)          | 737,259.67                   | 178,796.25          | 211,813.49          | 704,242.43          |             |
| 591.000.000.001.075                      | CUSTOMER DEPOSITS (P)                  | 9,579.00                     | 0.00                | 0.00                | 9,579.00            |             |
| 591.000.000.006.001                      | RESTRICTED CASH                        | 47,500.00                    | 0.00                | 0.00                | 47,500.00           |             |
| 591.000.000.006.002                      | RESTRICTED CASH REPLACEMENT (P)        | 234,417.62                   | 0.00                | 0.00                | 234,417.62          |             |
| 596.000.000.001.005                      | SOLID WASTE FUND OPERATING CASH (P)    | 67,166.70                    | 39,867.20           | 29,462.73           | 77,571.17           |             |
| 661.000.000.001.005                      | MOTORPOOL OPERATING CASH (P)           | 315,612.81                   | 33,949.04           | 11,460.62           | 338,101.23          |             |
| 661.000.000.006.000                      | MP CASH SET ASIDE FOR EQUIP (P)        | 623,361.38                   | 1,576.44            | 0.00                | 624,937.82          |             |
| 662.000.000.001.005                      | PD EQUIPMENT CASH (P)                  | 69,627.77                    | 7,251.95            | 3,641.10            | 73,238.62           |             |
|  | Net COMMERCIAL BANK                    | 8,298,317.84                 | 1,791,524.50        | 1,546,194.97        | 8,543,647.37        |             |
| MICHIGAN CLASS                           |  |                              |                     |                     |                     |             |
| 101.000.000.017.000                      | GENERAL FUND INVESTMENT/SAVINGS        | 1,074,208.00                 | 4,651.00            | 0.00                | 1,078,859.00        |             |
| 151.000.000.001.006                      | CEMETERY TRUST INVEST (MC)             | 23,760.71                    | 102.89              | 0.00                | 23,863.60           |             |
| 271.000.000.001.006                      | LIBRARY INVEST BLDG (MC)               | 696,664.63                   | 3,016.35            | 0.00                | 699,680.98          |             |
| 431.000.000.001.006                      | WATER SUPPLY REPLACE INVESTMENT (MC)   | 1,495,942.22                 | 6,476.99            | 0.00                | 1,502,419.21        |             |
| 445.000.000.001.006                      | PUBLIC IMPROVEMENTS SAVINGS (MC)       | 1,444,856.94                 | 6,255.81            | 0.00                | 1,451,112.75        |             |
| 582.000.000.001.007                      | ELECTRIC RESERVES (MC)                 | 4,001,810.37                 | 17,326.64           | 0.00                | 4,019,137.01        |             |
| 582.000.000.017.007                      | BOND RESERVE (MC)                      | 127,793.82                   | 553.32              | 0.00                | 128,347.14          |             |
| 590.000.000.001.007                      | BOND & INT REDEMPTION ACCT (MERC)      | 104,643.25                   | 41.57               | 0.00                | 104,684.82          |             |
| 590.000.000.017.005                      | SEWER EQUIPMENT RESERVE                | 682,532.34                   | 2,955.14            | 0.00                | 685,487.48          |             |
| 591.000.000.017.005                      | WATER RESERVE                          | 946,217.17                   | 4,096.85            | 0.00                | 950,314.02          |             |
|  | Net MICHIGAN CLASS                     | 10,598,429.45                | 45,476.56           | 0.00                | 10,643,906.01       |             |
| HUNTINGTON BANK/UMBAUGH                  |  |                              |                     |                     |                     |             |
| 101.000.000.017.276                      | RESTRICTED CASH - CEMETERY ROADS       | 42,186.36                    | 147.56              | 0.00                | 42,333.92           |             |
| 151.000.000.003.000                      | CD - CEMETERY PERPETUAL CARE           | 230,240.46                   | 0.00                | 0.00                | 230,240.46          |             |
| 590.000.000.003.000                      | CERTIFICATE OF DEPOSIT                 | 91,993.89                    | 0.00                | 0.00                | 91,993.89           |             |
| 591.000.000.003.000                      | CERTIFICATE OF DEPOSIT                 | 46,921.99                    | 0.00                | 0.00                | 46,921.99           |             |
|  | Net HUNTINGTON BANK/UMBAUGH            | 411,342.70                   | 147.56              | 0.00                | 411,490.26          |             |
| FIDUCIARY ACCOUNTS MAINTAINED FOR OTHERS |  |                              |                     |                     |                     |             |
| 101.000.000.001.011                      | INSURANCE ESCROW ACCT (MC)             | 90.32                        | 0.33                | 0.00                | 90.65               |             |
| 101.000.000.005.000                      | CASH - GARDEN CLUB (P)                 | 53.08                        | 0.00                | 0.00                | 53.08               |             |
| 206.000.000.001.001                      | FIRE OPERATING CASH - (COM)            | 336,350.38                   | 26,437.90           | 38,652.17           | 324,136.11          |             |
| 206.000.000.003.000                      | CERTIFICATE OF DEPOSIT                 | 105,936.94                   | 0.00                | 0.00                | 105,936.94          |             |
| 206.000.000.006.003                      | FIRE EQUIPMENT RESERVE FUNDS (MC)      | 435,781.03                   | 1,886.82            | 0.00                | 437,667.85          |             |
| 206.000.000.007.000                      | PAYROLL CASH                           | 12,126.06                    | 15,457.10           | 15,179.88           | 12,403.28           |             |
| 288.000.000.001.000                      | SLIPR CHECKING (COM)                   | 61,018.99                    | 3,738.43            | 0.00                | 64,757.42           |             |
| 597.000.000.001.001                      | OPERATING CASH - (COM)                 | 326,174.33                   | 138,050.09          | 77,350.91           | 386,873.51          |             |
| 597.000.000.001.005                      | CASH HELD BY STL - CC RECEIPTS (P)     | 60.00                        | 60.00               | 120.00              | 0.00                |             |
| 597.000.000.002.000                      | SAVINGS-EQUIP REPLACEMENT (COM)        | 237,486.77                   | 0.00                | 0.00                | 237,486.77          |             |
| 597.000.000.017.000                      | INVEST-MICLASS-EQUIP REPLACEMENT       | 4,450,389.28                 | 19,268.87           | 0.00                | 4,469,658.15        |             |
| 703.000.000.001.005                      | TAX COLLECTION/DISTRIBUTION CASH (COM) | 175,517.99                   | 499,746.84          | 608,744.26          | 66,520.57           |             |
| 715.000.000.001.005                      | CASH - DOWNTOWN BANNER PROJ (P)        | 1,292.31                     | 3,000.00            | 1,981.00            | 2,311.31            |             |
| 741.000.000.001.005                      | CASH DUE TO BETHANY (P)                | 2,438.40                     | 2,891.84            | 2,438.40            | 2,891.84            |             |
| 775.000.000.001.020                      | RATE PAYERS CHECKING                   | 3,967.61                     | 0.31                | 0.00                | 3,967.92            |             |

03/14/2024 12:16 PM  
User: BOBBIE  
DB: St Louis

ACCOUNT BALANCE REPORT FOR CITY OF ST. LOUIS

Page: 2/2

PERIOD ENDING 02/29/2024

CASH & INVESTMENT LISTING BY BANKING INSTITUTION

| GL NUMBER           | DESCRIPTION                                  | R ACTIVITY FORR ACTIVITY FOR |                     |                     | END BALANCE   |
|---------------------|--|------------------------------|---------------------|---------------------|---------------|
|                     |  | PREVIOUS MONTH<br>BALANCE    | MONTH<br>02/29/2024 | MONTH<br>02/29/2024 |               |
| 775.000.000.001.021 | RATE PAYERS SAVINGS                          | 10,073.50                    | 1.42                | 0.00                | 10,074.92     |
|                     | Net FIDUCIARY ACCOUNTS MAINTAINED FOR OTHERS | 6,158,756.99                 | 710,539.95          | 744,466.62          | 6,124,830.32  |
| Total - All Funds:  |  | 25,467,139.98                | 2,547,688.57        | 2,290,661.59        | 25,724,166.96 |

User: BOBBIE

DB: St Louis

GOVERNMENTAL FUND TYPES SUMMARY  
Calculations as of 02/29/2024

| BUDGET CLASSIFICATION<br>AND<br>DEPARTMENT | DESCRIPTION                        | 2022-23<br>ACTIVITY | 2023-24<br>ACTIVITY<br>THRU 02/29/24 | 2023-24<br>AMENDED<br>BUDGET | BUDGET<br>REMAINING<br>(OVER) |
|--|------------------------------------|---------------------|--------------------------------------|------------------------------|-------------------------------|
| Fund: 101 GENERAL FUND                     |                                    |                     |                                      |                              |                               |
| ESTIMATED REVENUES                         |                                    |                     |                                      |                              |                               |
| 401  | TAXES                              | 813,365             | 844,256                              | 837,558                      | (6,698.00)                    |
| 501  | FEDERAL GRANTS                     | 415,901             |                                      |                              |                               |
| 539  | STATE GRANTS                       | 752,321             | 504,107                              | 768,625                      | 264,518.00                    |
| 600  | CHARGES FOR SERVICES               | 737,233             | 491,045                              | 747,087                      | 256,042.00                    |
| 664  | INTEREST & RENTS                   | 69,009              | 59,875                               | 41,700                       | (18,175.00)                   |
| 672  | OTHER REVENUE                      | 18,831              | 19,471                               | 8,700                        | (10,771.00)                   |
| 690  | OTHER FINANCING SOURCES            | 20,694              |                                      |                              |                               |
| 475  | LICENSES & PERMITS                 | 50,036              | 22,842                               | 44,601                       | 21,759.00                     |
| TOTAL ESTIMATED REVENUES                   |                                    | 2,877,390           | 1,941,596                            | 2,448,271                    | 506,675.00                    |
| APPROPRIATIONS                             |                                    |                     |                                      |                              |                               |
| 101.000                                    | CITY COUNCIL                       | 22,027              | 10,938                               | 28,545                       | 17,607.00                     |
| 172.000                                    | CITY MANAGER                       | 50,557              | 157,922                              | 73,027                       | A (84,895.00)                 |
| 215.000                                    | CLERK                              | 40,425              | 21,897                               | 36,343                       | 14,446.00                     |
| 247.000                                    | BOARD OF REVIEW                    | 1,637               | 485                                  | 2,990                        | 2,505.00                      |
| 253.000                                    | TREASURER/FINANCE DEPT             | 74,652              | 49,798                               | 96,013                       | 46,215.00                     |
| 257.000                                    | ASSESSING                          | 73,280              | 54,459                               | 215,750                      | 161,291.00                    |
| 262.000                                    | ELECTIONS                          | 24,570              | 15,361                               | 24,793                       | 9,432.00                      |
| 265.000                                    | CITY HALL GENERAL GOVERNMENT       | 169,521             | 96,717                               | 188,669                      | 91,952.00                     |
| 266.000                                    | CORPORATE COUNCIL                  | 3,177               | 190                                  | 11,031                       | 10,841.00                     |
| 371.000                                    | BUILDING INSPECTION & CODE ENFORCI | 96,214              | 63,715                               | 109,511                      | 45,796.00                     |
| 441.000                                    | DEPARTMENT OF PUBLIC WORKS         | 218,843             | 123,483                              | 283,151                      | 159,668.00                    |
| 567.000                                    | CEMETERY                           | 93,849              | 59,866                               | 114,813                      | 54,947.00                     |
| 701.000                                    | PLANNING                           | 1,554               | 621                                  | 35,798                       | 35,177.00                     |
| 728.000                                    | ECONOMIC DEVELOPMENT               | 82,209              | 57,911                               | 97,807                       | 39,896.00                     |
| 729.000                                    | INDUSTRIAL PARK                    | 39,961              | 3,810                                | 21,405                       | 17,595.00                     |
| 732.000                                    | BLIGHT REMOVAL                     |                     | 87,340                               |                              | B (87,340.00)                 |
| 735.000                                    | COMMUNITY PROMOTION                | 22,233              | 8,736                                | 24,721                       | 15,985.00                     |
| 758.000                                    | CITY POOL                          | 75,287              | 36,050                               | 102,730                      | 66,680.00                     |
| 770.000                                    | PARKS MAINTENANCE                  | 81,756              | 50,058                               | 91,114                       | 41,056.00                     |
| 901.265                                    | CAPITAL OUTLAY - CITY HALL         | 26,669              | 27,105                               | 30,000                       | 2,895.00                      |
| 901.441                                    | CAPITAL OUTLAY - PUBLIC WORKS      | 97,064              | 41,210                               |                              | C (41,210.00)                 |
| 901.567                                    | CAPITAL OUTLAY - CEMETERY          |                     |                                      | 15,000                       | 15,000.00                     |
| 906.000                                    | DEBT SERVICE                       | 82,491              | 57,397                               | 83,342                       | 25,945.00                     |
| 966.000                                    | TRANSFERS OUT                      | 1,328,668           | 736,866                              | 1,049,703                    | 312,837.00                    |
| 999.000                                    | CONTINGENCY (BUDGET INFO ONLY)     |                     |                                      | 75,000                       | 75,000.00                     |
| TOTAL APPROPRIATIONS                       |                                    | 2,706,644           | 1,761,935                            | 2,811,256                    | 1,049,321.00                  |
| NET OF REVENUES/APPROPRIATIONS - FUND 101  |                                    | 170,746             | 179,661                              | (362,985)                    | 542,646.00                    |
| Fund: 151 CEMETERY TRUST FUND              |                                    |                     |                                      |                              |                               |
| ESTIMATED REVENUES                         |                                    |                     |                                      |                              |                               |
| 600  | CHARGES FOR SERVICES               | 2,288               | 1,025                                | 2,500                        | 1,475.00                      |
| 664  | INTEREST & RENTS                   | 775                 | 2,722                                | 2,400                        | (322.00)                      |
| TOTAL ESTIMATED REVENUES                   |                                    | 3,063               | 3,747                                | 4,900                        | 1,153.00                      |
| NET OF REVENUES/APPROPRIATIONS - FUND 151  |                                    | 3,063               | 3,747                                | 4,900                        | 1,153.00                      |
| Fund: 202 MAJOR STREET                     |                                    |                     |                                      |                              |                               |
| ESTIMATED REVENUES                         |                                    |                     |                                      |                              |                               |
| 501  | FEDERAL GRANTS                     |                     |                                      | 425,000                      | 425,000.00                    |
| 539  | STATE GRANTS                       | 579,239             | 305,727                              | 590,442                      | 284,715.00                    |
| 664  | INTEREST & RENTS                   | 12,405              | 19,318                               | 8,200                        | (11,118.00)                   |
| 672  | OTHER REVENUE                      | 8,045               | 9,295                                | 13,568                       | 4,273.00                      |
| TOTAL ESTIMATED REVENUES                   |                                    | 599,689             | 334,340                              | 1,037,210                    | 702,870.00                    |
| APPROPRIATIONS                             |                                    |                     |                                      |                              |                               |
| 444.000                                    | SIDEWALKS                          | 3,697               | 3,325                                | 7,087                        | 3,762.00                      |
| 463.000                                    | ROUTINE MAINTENANCE-STREETS        | 40,628              | 36,263                               | 131,973                      | 95,710.00                     |
| 473.000                                    | ROUTINE MAINT -BRIDGES             | 1,091               | 350                                  | 8,767                        | 8,417.00                      |
| 474.000                                    | TRAFFIC SERVICE MAINT              | 638                 |                                      | 5,897                        | 5,897.00                      |
| 478.000                                    | WINTER MAINTENANCE                 | 64,720              | 49,617                               | 67,165                       | 17,548.00                     |
| 480.487                                    | MDOT SURFACE MAINTENANCE           | 2,206               | 1,377                                | 4,203                        | 2,826.00                      |
| 480.488                                    | MDOT SWEEPING & FLUSHING           |                     | 4,218                                | 1,560                        | D (2,658.00)                  |
| 480.490                                    | MDOT TREES & SHRUBS                | 105                 | 350                                  | 2,219                        | 1,869.00                      |
| 480.494                                    | MDOT TRAFFIC SIGNALS               |                     |                                      | 34                           | 34.00                         |
| 480.497                                    | MDOT WINTER MAINTENANCE            | 3,371               | 4,615                                | 5,300                        | 685.00                        |
| 520.000                                    | ADMINISTRATION STREETS             | 8,668               | 6,078                                | 9,529                        | 3,451.00                      |
| 901.444                                    | CAPITAL OUTLAY - SIDEWALKS         |                     | 7,101                                | 40,000                       | 32,899.00                     |
| 901.463                                    | STREET IMPROVEMENTS                | 77,063              | 1,179                                | 375,000                      | 373,821.00                    |
| 901.473                                    | CAPITAL BRIDGE IMPROVEMENTS        | 11,994              | 165                                  | 592,250                      | 592,085.00                    |
| 966.000                                    | TRANSFERS OUT                      | 142,374             | 75,215                               | 145,127                      | 69,912.00                     |

User: BOBBIE

DB: St Louis

GOVERNMENTAL FUND TYPES SUMMARY  
Calculations as of 02/29/2024

| BUDGET CLASSIFICATION<br>AND<br>DEPARTMENT                  | DESCRIPTION                 | 2022-23<br>ACTIVITY | 2023-24<br>ACTIVITY<br>THRU 02/29/24 | 2023-24<br>AMENDED<br>BUDGET | BUDGET<br>REMAINING<br>(OVER) |
|---|-----------------------------|---------------------|--------------------------------------|------------------------------|-------------------------------|
| Fund: 202 MAJOR STREET APPROPRIATIONS                       |                             |                     |                                      |                              |                               |
|   | TOTAL APPROPRIATIONS        | 356,555             | 189,853                              | 1,396,111                    | 1,206,258.00                  |
| NET OF REVENUES/APPROPRIATIONS - FUND 202                   |                             | 243,134             | 144,487                              | (358,901)                    | 503,388.00                    |
| Fund: 203 LOCAL STREET ESTIMATED REVENUES                   |                             |                     |                                      |                              |                               |
| 539   | STATE GRANTS                | 224,050             | 118,360                              | 228,368                      | 110,008.00                    |
| 664   | INTEREST & RENTS            | 14,296              | 19,656                               | 9,800                        | (9,856.00)                    |
| 672   | OTHER REVENUE               | 44,229              | 1,417                                |                              | (1,417.00)                    |
| 690   | OTHER FINANCING SOURCES     | 142,374             | 75,215                               | 145,127                      | 69,912.00                     |
|   | TOTAL ESTIMATED REVENUES    | 424,949             | 214,648                              | 383,295                      | 168,647.00                    |
| APPROPRIATIONS  |                             |                     |                                      |                              |                               |
| 444.000   | SIDEWALKS                   | 6,464               | 2,103                                | 41,200                       | 39,097.00                     |
| 463.000   | ROUTINE MAINTENANCE-STREETS | 110,814             | 32,618                               | 112,875                      | 80,257.00                     |
| 474.000   | TRAFFIC SERVICE MAINT       | 335                 | 317                                  | 7,122                        | 6,805.00                      |
| 478.000   | WINTER MAINTENANCE          | 30,579              | 25,464                               | 38,694                       | 13,230.00                     |
| 520.000   | ADMINISTRATION STREETS      | 8,809               | 6,083                                | 9,799                        | 3,716.00                      |
| 901.444   | CAPTIAL OUTLAY - SIDEWALKS  |                     | 30,575                               |                              | E (30,575.00)                 |
| 901.463   | STREET IMPROVEMENTS         | 180,257             | 785                                  | 375,000                      | 374,215.00                    |
|   | TOTAL APPROPRIATIONS        | 337,258             | 97,945                               | 584,690                      | 486,745.00                    |
| NET OF REVENUES/APPROPRIATIONS - FUND 203                   |                             | 87,691              | 116,703                              | (201,395)                    | 318,098.00                    |
| Fund: 205 PUBLIC SAFETY FUND ESTIMATED REVENUES             |                             |                     |                                      |                              |                               |
| 401   | TAXES                       | 114,729             | 120,752                              | 120,752                      |                               |
| 539   | STATE GRANTS                | 15,949              | 15,595                               | 16,065                       | 470.00                        |
| 664   | INTEREST & RENTS            | 48                  | 83                                   | 55                           | (28.00)                       |
| 672   | OTHER REVENUE               | 20,775              | 34,795                               | 3,090                        | (31,705.00)                   |
| 690   | OTHER FINANCING SOURCES     | 913,040             | 736,866                              | 1,049,703                    | 312,837.00                    |
| 655   | FINES & FORFEITURES         | 470                 | 903                                  | 620                          | (283.00)                      |
|   | TOTAL ESTIMATED REVENUES    | 1,065,011           | 908,994                              | 1,190,285                    | 281,291.00                    |
| APPROPRIATIONS  |                             |                     |                                      |                              |                               |
| 301.000   | POLICE                      | 940,413             | 714,802                              | 1,021,598                    | 306,796.00                    |
| 336.000   | FIRE                        | 126,057             | 142,575                              | 142,576                      | 1.00                          |
| 901.301   | CAPTIAL OUTLAY - POLICE     |                     |                                      | 25,000                       | 25,000.00                     |
| 906.000   | DEBT SERVICE                | 1,115               | 873                                  | 1,111                        | 238.00                        |
| 966.000   | TRANSFERS OUT               | 65,000              |                                      |                              |                               |
|   | TOTAL APPROPRIATIONS        | 1,132,585           | 858,250                              | 1,190,285                    | 332,035.00                    |
| NET OF REVENUES/APPROPRIATIONS - FUND 205                   |                             | (67,574)            | 50,744                               |                              | 50,744.00                     |
| Fund: 248 DOWNTOWN DEVELOPMENT AUTHORITY ESTIMATED REVENUES |                             |                     |                                      |                              |                               |
| 401   | TAXES                       | 41,855              | 47,507                               | 47,513                       | 6.00                          |
| 664   | INTEREST & RENTS            | 8,901               | 7,843                                | 7,929                        | 86.00                         |
|   | TOTAL ESTIMATED REVENUES    | 50,756              | 55,350                               | 55,442                       | 92.00                         |
| APPROPRIATIONS  |                             |                     |                                      |                              |                               |
| 728.000   | ECONOMIC DEVELOPMENT        | 16,256              | 22,293                               | 15,800                       | F (6,493.00)                  |
| 728.111   | DDA - BUILDING 111 MILL     | 464                 | 189                                  | 1,922                        | 1,733.00                      |
|   | TOTAL APPROPRIATIONS        | 16,720              | 22,482                               | 17,722                       | (4,760.00)                    |
| NET OF REVENUES/APPROPRIATIONS - FUND 248                   |                             | 34,036              | 32,868                               | 37,720                       | (4,852.00)                    |
| Fund: 271 T.A.C. MEMORIAL LIBRARY ESTIMATED REVENUES        |                             |                     |                                      |                              |                               |
| 401   | TAXES                       | 208,809             |                                      | 210,099                      | 210,099.00                    |
| 539   | STATE GRANTS                | 10,361              | 5,299                                | 10,450                       | 5,151.00                      |
| 664   | INTEREST & RENTS            | 27,423              | 30,705                               | 10,000                       | (20,705.00)                   |
| 672   | OTHER REVENUE               | 21,884              | 26,617                               | 16,844                       | (9,773.00)                    |
| 655   | FINES & FORFEITURES         | 51,819              | 59,495                               | 50,335                       | (9,160.00)                    |
|   | TOTAL ESTIMATED REVENUES    | 320,296             | 122,116                              | 297,728                      | 175,612.00                    |
| APPROPRIATIONS  |                             |                     |                                      |                              |                               |
| 790.000   | LIBRARY                     | 230,322             | 144,553                              | 297,960                      | 153,407.00                    |
|   | TOTAL APPROPRIATIONS        | 230,322             | 144,553                              | 297,960                      | 153,407.00                    |
| NET OF REVENUES/APPROPRIATIONS - FUND 271                   |                             | 89,974              | (22,437)                             | (232)                        | (22,205.00)                   |

GOVERNMENTAL FUND TYPES SUMMARY  
Calculations as of 02/29/2024

| BUDGET CLASSIFICATION<br>AND<br>DEPARTMENT | DESCRIPTION | 2022-23<br>ACTIVITY | 2023-24<br>ACTIVITY<br>THRU 02/29/24 | 2023-24<br>AMENDED<br>BUDGET | BUDGET<br>REMAINING<br>(OVER) |
|--|-------------|---------------------|--------------------------------------|------------------------------|-------------------------------|
| ESTIMATED REVENUES - ALL FUNDS             |             | 5,341,154           | 3,580,791                            | 5,417,131                    | 1,836,340.00                  |
| APPROPRIATIONS - ALL FUNDS                 |             | 4,780,084           | 3,075,018                            | 6,298,024                    | 3,223,006.00                  |
| NET OF REVENUES/APPROPRIATIONS - ALL FUNDS |             | 561,070             | 505,773                              | (880,893)                    | 1,386,666.00                  |

Notes on Expenditure Overages:

A- Overage in City Manager Cost Center is due to the additional MERS contribution from Unfunded Pension Liability Funding policy that uses 6/30/2023 audit results. Budget amendments will be made. This will also effect the Police Fund as that contribution were between those two cost centers.

B- Overage in Blight is for the expenditures related to the Grant received for the purchase and demo of 4 houses. There will be an increase of revenue as well in that budget amendment.

C- Overage in Capital Outlay - Public Works is due to the finish work on the Salt Shed build that was budgeted for in 22-23, hadn't anticipated it not being complete by year end. Budget amendment will be needed for that.

D- MDOT Sweeping and Flushing overage is approved by MDOT. Likely amendment will be moving from other MDOT classifications or increasing their anticipated reimbursement to the City.

E- Sidewalk work originally budgetted in Major Streets, moved work to Local Streets.

F- DDA will be recommending budget amendments. They are required to expend accumulated funds within a certain timeframe, and its time but they were not aware of that at the time the budget was put together.

Revenue Overages are primarily in Interest, original estimates were made prior to rates increases.



## Payroll Recap 2023-2024

| Check Date | Gross Pay    | Expenses    | Payroll Transfer | Hours    |             |             |        |            |              | Council/BOR Meetings | SLPO   |   |
|------------|--------------|-------------|------------------|----------|-------------|-------------|--------|------------|--------------|----------------------|--------|---|
|            |              |             |                  | Reg Hrs  | Leave Hours | Holiday Hrs | OT Hrs | 2 X OT Hrs | Election Pay |                      |        |   |
| 7/13/2023  | \$118,081.85 | \$31,602.52 | \$149,684.37     | 2,890.75 | 728.25      | 284.00      | 154.00 | 26.00      |              | 31.00                |        | Holiday Pay, Comp Pay Out, Pay Raises                                   |
| 7/27/2023  | \$104,176.37 | \$33,170.98 | \$137,347.35     | 3,357.50 | 576.00      | 0.00        | 155.00 | 6.00       |              | 3.00                 |        | BOR, Regular Pay  |
| 8/10/2023  | \$119,829.68 | \$34,046.03 | \$153,875.71     | 3,405.25 | 910.50      | 0.00        | 110.25 | 7.00       |              |                      | 542.50 | Regular Pay, SLPO, Longevity Pay, Incentive Pays                        |
| 8/24/2023  | \$101,045.99 | \$29,630.07 | \$130,676.06     | 3,331.00 | 278.00      | 0.00        | 255.25 | 0.00       |              |                      |        | Regular Pay,  |
| 9/7/2023   | \$102,421.30 | \$32,733.17 | \$135,154.47     | 3,126.75 | 391.50      | 10.00       | 84.50  | 0.00       |              |                      | 87.50  | Holiday Pay(2 officers), SLPO(missed Calvin), Chad pay increase,        |
| 9/21/2023  | \$100,197.25 | \$30,007.52 | \$130,204.77     | 2,819.25 | 288.50      | 268.00      | 134.00 | 7.00       |              |                      |        | Holiday Pay, Regular Pay, Adjustments/correction on Jon, Maria, Greg K. |
| 10/5/2023  | \$101,594.44 | \$32,627.05 | \$134,221.49     | 3,262.25 | 214.04      | 0.00        | 81.75  | 0.00       |              | 27.00                |        | Regular pay, adjustments for Jon R., Council pay                        |
| 10/19/2023 | \$101,206.21 | \$30,141.32 | \$131,347.53     | 3,113.50 | 393.25      | 40.00       | 79.25  |            |              |                      |        | Regular Pay, Patrick H. Payout  |
| 11/2/2023  | \$94,659.16  | \$31,254.59 | \$125,913.75     | 3,124.25 | 292.50      | 0.00        | 43.50  | 0.00       |              |                      |        | Regular Pay   |
| 11/16/2023 | \$114,125.03 | \$31,839.67 | \$145,964.70     | 3,095.25 | 379.75      | 494.00      | 162.50 |            | 15.00        |                      |        | Holiday Payout Police, Electric Holiday(Veterans Day), Greg K. Term Pay |
| 11/16/2023 | \$1,579.10   | \$243.21    | \$1,822.31       | 0.00     | 0.00        | 0.00        | 0.00   | 0.00       | 0.00         | 0.00                 | 0.00   | SPECIAL PAY-AI S. missed payrate increase correction                    |
| 11/30/2023 | \$97,167.62  | \$28,759.16 | \$125,926.78     | 2,244.50 | 283.50      | 624.00      | 127.00 | 58.00      | 60.00        |                      |        | Holiday Pay (Nov 15 and Thanksgiving/day after), Election Pay           |
| 12/14/2023 | \$103,452.92 | \$32,650.22 | \$136,103.14     | 3,027.25 | 506.50      |             | 86.00  |            |              |                      |        | Regular Pay, Dave G. retirement payout                                  |
| 12/28/2023 | \$89,655.26  | \$27,039.56 | \$116,694.82     | 2,624.50 | 209.75      | 252.00      | 57.00  |            |              |                      |        | Regular Pay, Holiday Pay Christmas Eve)                                 |
| 1/11/2024  | \$96,860.71  | \$30,346.93 | \$127,207.64     | 1,813.25 | 404.00      | 781.00      | 93.50  | 12.00      |              | 33.00                |        | Holiday Pay, Council/BOR pay  |
| 1/25/2024  | \$98,811.03  | \$28,911.07 | \$127,722.10     | 2,927.25 | 240.50      |             | 308.50 | 30.00      |              |                      |        | Regular Pay   |
| 2/8/2024   | \$90,755.69  | \$29,821.99 | \$120,577.68     | 2,812.25 | 399.50      |             | 109    | 2.00       | 13.5         |                      |        | Regular Pay, Election training  |
| 2/22/2024  | \$89,848.80  | \$27,194.99 | \$117,043.79     | 2,884.50 | 219.00      | 7.00        | 88.75  | 0.00       |              | 2.00                 |        | Regular Pay, Kyle E. holiday hours                                      |
| 3/7/2024   | \$92,240.49  | \$30,296.32 | \$122,536.81     | 2,574.75 | 298.50      | 257.00      | 79.25  |            | 123.50       |                      |        | Regular Pay, Holiday Pay, Election                                      |
|            |              |             | \$0.00           |          |             |             |        |            |              |                      |        |   |
|            |              |             | \$0.00           |          |             |             |        |            |              |                      |        |   |
|            |              |             | \$0.00           |          |             |             |        |            |              |                      |        |   |

## THIS IS THE AMOUNT NEEDED TO DEPOSIT TO P/R

MERS UNFUNDED LIABILITY CONTRIBUTION (Legacy Payments)

|            |                      |   |
|------------|----------------------|---|
| 7/31/2023  | \$ 2,680.93          |   |
| 8/31/2023  | \$ 2,745.72          |   |
| 9/30/2023  | \$ 2,656.84          |   |
| 10/31/2023 | \$ 2,744.06          |   |
| 11/30/2023 | \$ 2,167.79          |   |
| 12/31/2023 | \$ 252,745.72        | 2745.72 regular + extra 250,000.00 added from Funding Policy 6/30/23 balances = 252745.72 |
| 1/31/2024  | \$ 2,735.75          |   |
| 2/29/2024  | \$ 2,788.91          |   |
| 3/31/2024  |                      |   |
| 4/30/2024  |                      |   |
| 5/31/2024  |                      |   |
| 6/30/2024  |                      |   |
|            | <u>\$ 271,265.72</u> |   |



**ST. LOUIS POLICE DEPARTMENT  
MONTHLY CITY COUNCIL REPORT  
02/01/2024 THROUGH 02/29/2024**

**MEETINGS ATTENDED:**

- City Council Meeting
- Gratiot County Monthly Chiefs and Detectives Meeting
- Gratiot County Substance and Suicide Prevention Meeting
- Gratiot County Local Emergency Planning Committee
- City of St. Louis managers meeting.
- Gratiot County Central Dispatch Authority Board of Directors Meeting.
- Gratiot Isabella School Safety Alliance
- St. Louis Middle of the Mitten meeting.
- Prison Community Liaison Committee.
- St. Louis School Board Meeting
- Gratiot County Community Foundation Grant Review Committee

**TRAINING:**

- 2/1/2024      Police Clerk Amy Velazco and I attended an update on the new firearm laws that went into effect on 2/13/2024. This training was conducted by the Michigan State Police.
- 2/5/2024      I conducted another Stop the Bleed training for a small group of citizens from several counties.
- 2/7/2024      I conducted the final round of Stop the Bleed training for the staff of Breckenridge High School. This is part of the county-wide school safety response plan for active threats at our schools.
- 2/14/2024     The St. Louis PD hosted an Advanced FOIA (Freedom of Information Act) training. This was a hands on training where all attendees were able to review FOIA submissions and apply our knowledge of the FOIA laws to approve/deny and redact FOIA requests as they apply to law enforcement. We had attendees from multiple counties. Clerk Velazco and I attended this training.
- 2/28/2024     I was requested to conduct a "personal safety" training with the employees of St. Louis Optics. This was a request from St. Louis Optics as part of their monthly employee improvement efforts.

**MISC:**

- 2/2/2024      I received grant funding in the amount of \$2439.71 from the Luneack Family Foundation to purchase and install an 85" smart TV and soundbar in the multi-purpose room. Due to the number of meetings and training held in the multi-purpose room by law enforcement and other first responder entities (fire/EMS), this project qualified for funding from the Luneack Foundation. The Luneack Foundation is available only to emergency services in Gratiot County. The current TV on a rolling cart worked for small meetings. Whenever we held large meetings and training, the attendees at the back of the room would have difficulty viewing the smaller TV that was being used. This larger TV allows attendees to easily view the large screen.
- The 2016 and 2014 Dodge Chargers used by the police department have now been decommissioned and are ready to go to auction.

Richard Ramereiz Jr.  
Chief of Police.

# City Of St. Louis

## Police Department Monthly Report

|                            | <b>Feb-24</b>         | <b>Jan-24</b>          | <b>YEAR TO DATE</b>   |                        |
|----------------------------|-----------------------|------------------------|-----------------------|------------------------|
|                            | <b><u>CURRENT</u></b> | <b><u>PREVIOUS</u></b> | <b><u>CURRENT</u></b> | <b><u>PREVIOUS</u></b> |
|                            | <b><u>MONTH</u></b>   | <b><u>MONTH</u></b>    |                       | <b>2023</b>            |
| <b>TRAFFIC</b>             |                       |                        |                       |                        |
| Traffic Stops              | 55                    | 43                     | 98                    | 137                    |
| Verbal Warnings            | 47                    | 41                     | 88                    | 126                    |
| Civil Infractions          | 9                     | 4                      | 13                    | 14                     |
| Misdemeanor Citations      | 6                     | 3                      | 9                     | 11                     |
| Accidents                  | 9                     | 5                      | 14                    | 11                     |
| TOTAL CITATIONS            | 15                    | 7                      | 22                    | 25                     |
| <b>ARRESTS</b>             |                       |                        |                       |                        |
| Traffic                    | 5                     | 2                      | 7                     | 8                      |
| Criminal                   | 1                     | 5                      | 6                     | 7                      |
| Juvenile                   | 0                     | 2                      | 2                     | 0                      |
| <b>COMPLAINTS</b>          |                       |                        |                       |                        |
| Criminal                   | 44                    | 52                     | 96                    | 70                     |
| Non-Criminal               | 54                    | 49                     | 103                   | 104                    |
| <b>ASSIST OTHER AGENCY</b> | 9                     | 21                     | 30                    | 39                     |
| <b>VEHICLE USE</b>         |                       |                        |                       |                        |
| Miles driven               | 2853                  | 3075                   | 5928                  | 6218                   |
| Fuel (gallons)             | 294                   | 315                    | 609                   | 579                    |
| <b>COURT</b>               |                       |                        |                       |                        |
| Processing                 | 12                    | 18                     | 30                    | 30                     |
| Hearings (Testimonial)     | 4                     | 0                      | 4                     | 0                      |
| <b>OTHER ACTIVITY</b>      |                       |                        |                       |                        |
| Foot Patrol                | 0                     | 0                      | 0                     | 0                      |
| Liquor Inspections         | 0                     | 0                      | 0                     | 0                      |

|  |  |                                 |
|--|--|---------------------------------|
|  | <b>FEBRUARY 2024</b>   |                                 |
|  | <b>Month End Totals</b>  |                                 |
|  |  |                                 |
| <b>Total Ordinance Violations Issued</b> | <b>1</b>   |                                 |
| 42-4/B-232                               |  | Loud Noise Violation            |
| 42-33                                    |  | Violation of Curfew             |
| B-171                                    |  | Dog at large                    |
| B-172                                    |  | Noise from vehicle              |
| B-173                                    |  | Inoperable Vehicle              |
| B-173                                    |  | Blight                          |
| B-174                                    |  | Barking Dog                     |
| B-175                                    |  | MIP-Tobacco                     |
| B-176                                    |  | Noxious Weeds                   |
| B-226/169                                |  | Fireworks                       |
| Sec 10-1                                 |  | Farm Animals                    |
| B-219N                                   |  | No ORV Sticker/Helmet           |
| Sec 14-6                                 |  | Fail to have Renters Inspection |
| Total \$ Paid @ Police Department        | <b>\$250.00</b>  | DISMISSED –                     |
| Total \$ Turned over to City Hall        | <b>\$250.00</b>  | OUTSTANDING - 0                 |
|  |  |                                 |
| Total Turned over to Dist. Court         |  |                                 |
|  |  |                                 |
|  |  |                                 |
| <b>Total Parking Violations Issued</b>   | <b>0</b>   | OUTSTANDING – 0                 |
|  |  | DISMISSED - 0                   |
| Total \$ paid @ Police Department        | <b>\$0.00</b>  |                                 |
| Total \$ Turned Over to City Hall        | <b>\$0.00</b>  |                                 |
|  |  |                                 |
| Total Turned Over to District Court      |  |                                 |
|  |  |                                 |
|  | TOTAL \$ Turned Over to City Hall<br>Ordinance Viol. <b>250.00</b><br>Parking Viol. <u><b>00.00</b></u><br>TOTAL <b>\$250.00</b> |                                 |

| Money Turned Over To City Hall |      | #  | MONTH    |
|--------------------------------|------|----|----------|
| DATE                           | 2024 |    | FEBRUARY |
| Accident Reports               |      | 4  | \$27.00  |
| Police Reports                 |      | 4  | \$20.00  |
| PBT                            |      |    |          |
| SOR Fees                       |      | 50 | \$50.00  |
| OTHER: FOIA fees               |      |    |          |
| restitution                    |      |    |          |
| VEHICLE WRAP/DONATION          |      |    |          |
| Solicitor fee                  |      | 6  | 30       |
| Total Amt Turned over To City  |      |    | \$127.00 |



# Type Total Report

Print Date: 01-Mar-24

Print Time: 08:15:01

User Name: eclerc

Incidents Created From: 01-Feb-24 00:00:00 To: 29-Feb-24 23:59:59; Unit Org: Gratiot.Law.St Louis Police Dept; Unit(s): All; Source: All; Community: All

| Unit Org             | Event                                | Event Description  | Type Count |
|----------------------|--------------------------------------|--|------------|
| St Louis Police Dept | 911HU                                | 911 HANG UP/911 ONLY PHONE   | 3          |
| St Louis Police Dept | 911INV                               | 911 INVESTIGATION  | 1          |
| St Louis Police Dept | ABAN                                 | ABANDONED VEHICLE  | 1          |
| St Louis Police Dept | ACCOR                                | ACCIDENT OFF ROAD PARKING LOT PRIVATE PROPERTY   | 3          |
| St Louis Police Dept | ACCPDA                               | ACCIDENT PDA   | 6          |
| St Louis Police Dept | ALRMIN                               | INTRUSION ALARM  | 2          |
| St Louis Police Dept | ALRMLI                               | LIFELINE ALARM   | 1          |
| St Louis Police Dept | ANIMAL                               | ANIMAL COMPLAINT EXCLUDING DOGS  | 1          |
| St Louis Police Dept | ASSTG                                | GENERAL ASSIST   | 8          |
| St Louis Police Dept | ASSTMA                               | MOTORIST ASSIST  | 1          |
| St Louis Police Dept | ASSTR                                | ASSIST-RESCUE/EMS/LIFT   | 1          |
| St Louis Police Dept | B&E                                  | BREAKING&ENTERING  | 2          |
| St Louis Police Dept | BOL                                  | RECKLESS/CARELESS DRIVING  | 2          |
| St Louis Police Dept | CIVIL                                | CIVIL COMP/CIVIL STANDBY   | 8          |
| St Louis Police Dept | CSC                                  | CRIMINAL SEXUAL CONDUCT  | 1          |
| St Louis Police Dept | DOG                                  | BARKING/BITE/UNLIC/VICIOUS/LOOSE DOG   | 1          |
| St Louis Police Dept | DOMESTIC                             | DOMESTIC VIOLENCE/ASSAULT  | 3          |
| St Louis Police Dept | EMS-FALLS (All Rescue)               |  | 1          |
| St Louis Police Dept | EMS-OVERDOSE (All Rescue)            |  | 1          |
| St Louis Police Dept | EMS-PSYCHIATIC                       | ASHLEY RESCUE ONLY - A patient that is calm and cooperative that needs a ride to the hospital / Has made no threats of injury or violence. | 1          |
| St Louis Police Dept | EMS-SICK PERSON (Ashley Rescue Only) |  | 2          |
| St Louis Police Dept | EMS-UNKNOWN PROBLEMS (All Rescue)    |  | 1          |
| St Louis Police Dept | FAMD                                 | FAMILT DISPUTE / NOT DOM   | 4          |
| St Louis Police Dept | FIGHT                                | FIGHT IN PROGRESS  | 1          |
| St Louis Police Dept | FIREINVEST                           | FIRE INVESTIGATION   | 1          |

For Official Use Only

Page 1 of 2



## Type Total Report

Print Date: 01-Mar-24

Print Time: 08:15:01

User Name: eclerc

Incidents Created From: 01-Feb-24 00:00:00 To: 29-Feb-24 23:59:59; Unit Org: Gratiot.Law.St Louis Police Dept; Unit(s): All; Source: All; Community: All

| Unit Org             | Event     | Event Description                                | Type Count |
|----------------------|-----------|--|------------|
| St Louis Police Dept | FIREVEH   | VEHICLE FIRE                                     | 1          |
| St Louis Police Dept | FRAUD     | FRAUD/SCAM                                       | 2          |
| St Louis Police Dept | FTP       | FAIL TO PAY-DRIVE OFF                            | 1          |
| St Louis Police Dept | HARASS    | HARASSMENT/THREATS                               | 3          |
| St Louis Police Dept | INTOX     | INTOXICATED SUBJECT                              | 1          |
| St Louis Police Dept | INVEST    | FOLLOWUP/INVESTIGATION                           | 28         |
| St Louis Police Dept | JUV       | JUVENILE COMPLAINT OR TRANSPORT                  | 2          |
| St Louis Police Dept | LARC      | LARCENY/THEFT                                    | 1          |
| St Louis Police Dept | MENTAL    | MENTAL HEALTH ISSUE/EMOTIONALLY DISTURBED PERSON | 3          |
| St Louis Police Dept | MIP       | MINOR IN POSSESSION/PARTY                        | 1          |
| St Louis Police Dept | NOISE     | LOUD NOISE/MUSIC                                 | 5          |
| St Louis Police Dept | PAPER     | PAPER SERVICE                                    | 5          |
| St Louis Police Dept | PARK      | ILLEGAL PARKING                                  | 2          |
| St Louis Police Dept | SCHOOL    | SCHOOL DETAIL/LIASON                             | 15         |
| St Louis Police Dept | SUICIDIDD | SUICIDAL IDEATIONS                               | 3          |
| St Louis Police Dept | SUSP      | SUSPICIOUS SITUATION/PERSON/VEHICLE              | 13         |
| St Louis Police Dept | TRAHAZ    | TRAFFIC HAZARD                                   | 1          |
| St Louis Police Dept | TRAIN     | TRAINING EXCERCISE                               | 1          |
| St Louis Police Dept | TRANSPORT | NON-WARRANT TRANSPORT OF AN INMATE               | 2          |
| St Louis Police Dept | TRESPASS  | TRESPASSING/UNWANTED                             | 1          |
| St Louis Police Dept | TS        | TRAFFIC STOP                                     | 55         |
| St Louis Police Dept | VCSA      | POSSESSION OF ILLEGAL DRUGS-3500                 | 2          |
| St Louis Police Dept | WARRANT   | WARRANT PICKUP                                   | 4          |
| St Louis Police Dept | WELFARE   | WELFARE CHECK                                    | 8          |

Type Count -St Louis Police Dept: 217

Total Incidents: 217

For Official Use Only

Page 2 of 2

**Keith W Risdon, PE**  
**Director of Public Services**

## **Monthly Report**

### **February 2024 – March 2024**

- Background prep and attending 2 City Council meetings.
- Continuing to assist OHM with information as the 2024 Water Main project moves ahead. Attending project update meetings, assisting with EGLE responses as well as service line and valve replacement information.
- Working with DPW and Spicer Group (Max) with the DWAM project due this summer to EGLE. DPW and Spicer completed interior house connection investigations. A few were not responsive so DPW will attempt to inspect those this summer. DPW will still be completing the field investigation of many of the valves. This is the “potholing” of the valve using the hydro-vac to identify the pipe materials in each side of the shut-off valve. Due to the weather, DPW personnel have been able to start some of the valve investigations already.
- Reviewing and assembling an updated Capital Improvement Plan for Water System with regards to the remaining replacements/upgrades as identified in our Water Reliability plan.
- Filed annual Air Quality reports with EGLE.
- Worked with MDOT (Kelly Bolt) regarding Act 51 mileage map and road classifications. Returned signed map to MDOT.
- Researched Pool Heater replacement with Kurt and Calvin for submittal to City Council.
- Met with Jacobs-EPA regarding their riverbank remediation project and interfacing with the City’s Main Street Bridge Scour Protection Project (MDOT). Spicer expects to have our project in the December MDOT bid list for late summer 2025 construction.
- Monitored a water main break on Devon near Essex. Submitted photos to the City Manager once repair was completed.
- Reviewing completed information from DWAM project. Reviewing assessing information for dates of structures and inputting materials type for those selected addresses. From this information, I will be required to determine the “most likely” un-selected addresses which could contain Lead/Galvanized private services for future investigations. This information will need to be filed with EGLE by October 2024.
- Attended a “Grant/Funding” webinar through MML regarding assistance in locating available grants.



## **ADMINISTRATIVE WORK**

- Review time sheets weekly.
- Assist my departments with manpower and workload issues as they arise.
- Continuing to coordinate with DPW staff. Working closely with Calvin at DPW.  
Discussion items: DWAM project and investigation of curb valve locations and getting back to "pot-holing" the valves while weather is good, assistance on water main break, assist staff with house demolition project concerning sewer service investigations site cleanup by the contractor, pool heater replacement, seasonal staffing needs, budget needs, 2024 Paving/Maintenance program, met with contractor regarding possible repair to "problem" sanitary sewer line on Pine Street prior to possible re-paving, etc.
- Coordinate with Kurt, Bobbie, Mike, Phil, Calvin, and Rich on various issues.
- Review vendor billings and clarification of invoices.
- Review purchases with DPW, Electric, Water and WWTP staff.
- Review water purchase vs sewer treatment monthly to track I&I.
- Track water purchase vs water sold for loss calculations.
- Working with the Billing Clerk on invoices and sewer meter flows.
- Continuing to clean out computer and "hard copy" files.

## **Resident Calls/Issues:**

North side of City experienced an electrical outage so Front office staff and I spent much of the morning addressing phone calls from residents.

## **General Assistance:**

As Calvin was out on vacation, I coordinated with Alex, as needed for any issues at DPW. DWAM3 (home investigations) personnel met with me daily to review their progress and inform me of any issues they were having.

## **Miscellaneous:**

### **Departments:**

**DPW:** Continuing to work on DWAM Phase 3 water service lead identification project (internal plumbing investigation). Delivery date is October 2024. Personnel have been working on equipment maintenance and repairs for the upcoming spring/summer seasons. MISSDIG utility locating is still regularly active. Personnel assisted the Water Dept with the Devon water main break and various valve replacements and service line investigations. Work at the Cemetery has begun with the cleaning up of many of the heavy branches downed over the winter. Regular bag and brush pick up continues as scheduled. Work has begun on the removal of the old pool heater in preparation for the installation of the new one.

**Water Department:** Performed a repair on a water main break on Devon at Essex. Replacing meters, performing shut offs and turn-ons of water service, and MISS DIG staking. Busy opening and closing graves for funerals.

**Electric Department:** Continuing with tree clearing and line maintenance. Addressed a recent power outage and two personal vehicle accidents which hit two of the city streetlights.

**MONTHLY ELECTRIC RETAIL SALES**

**Customer Report**

Billing Month                      1-Mar  
Usage Month                      1-21 to 2-20

**RESIDENTIAL CONSUMERS RATE "A"**

1636 Customers

Total kWh                      978,336 kWh

Accounts Receivable                      \$    136,441.75

Average Cost/kWH per Consumer                      \$    0.139463078

**RURAL CONSUMERS RATE "A"**

69 Customers

Total kWh                      46,379 kWh

Accounts Receivable                      \$      6,381.97

Average Cost/kWH per Consumer                      \$      6351.14

**RURAL CONSUMERS RATE "B"**

16 Customers

Total kWh                      41,927 kWh

Account Receivable                      \$      6,504.76

Average Cost/kWH per Consumer                      \$    0.155144895

**COMMERCIAL CONSUMERS RATE "B"**

253 Customers

Total kWh                      435,646 kWh

Account Receivable                      \$    64,841.50

Average Cost/kWH per Consumer                      \$    0.148839884

**COMMERCIAL CONSUMERS RATE "C"**

21 Customers

Total kWh                      854,217 kWh

Accountable Receivable                      \$    95,407.01

Average Cost/kWH per Consumer                      \$    0.11168943

**COMMERCIAL CONSUMERS RATE "D"**

|                               |                   |                 |
|-------------------------------|-------------------|-----------------|
|                               | 2 Customers       | CH2M            |
| Total kWh                     | 650,400 kWh       | 16,800 kWh      |
| Accounts Receivable           | \$    88,388.40   | \$    2,633.57  |
| Average Cost/kWH per Consumer | \$    0.135898524 | \$    0.1567601 |

**TOTAL USAGE - TOTAL COST**

|                | <b><u>BILLING MONTH</u></b>   | <b><u>LAST MONTH</u></b> | <b><u>SAME MONTH LAST YEAR</u></b>   |  |
|----------------|-------------------------------|--------------------------|--------------------------------------|--|
| <b>USAGE</b>   | 3,023,705 kWh                 | 2,782,725 kWh            | 3,028,688 kWh                        | (9600 kWh - EPA, 3,019,088 kWh - City) |
| <b>REVENUE</b> | \$400,598.96                  | \$380,042.11             | \$403,260.83                         | (\$1,851.15- EPA, \$401,409.68 - City) |
|                | <b><u>Revenue per kWh</u></b> |                          | <b><u>Wholesale Cost per kWh</u></b> |  |
|                | \$    0.132486                |                          | \$      0.08085                      |  |

|                           |               |
|---------------------------|---------------|
| <b>Wholesale (kWH)</b>    | 3,159,624 kWh |
| <b>Retail Sales (kWH)</b> | 3,023,705 kWh |

**4.30 % LOSS**

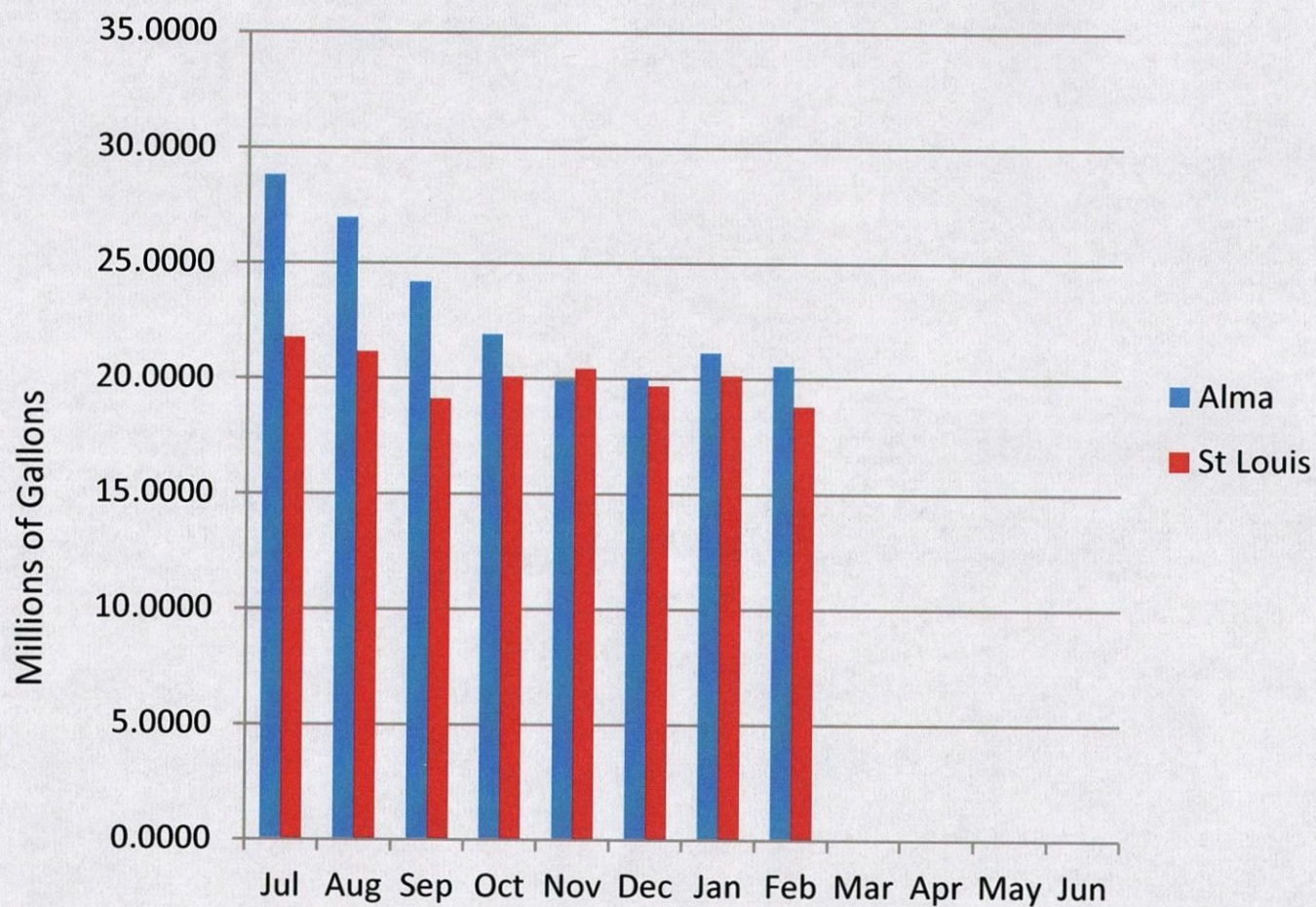
Year 2024



| GAWA Water Production/Consumption Records - F.Y. 2024 |                                  |                           |                       |                             |                           |                        |                        |
|---|----------------------------------|---------------------------|-----------------------|-----------------------------|---------------------------|------------------------|------------------------|
|   | Water Authority Plant Production |                           |                       | St. Louis Water Consumption |                           |                        | Alma Water Consumption |
|   | Water Pumpage (MG)               | Internal Consumption (MG) | Water Production (MG) | Meter No. 1 (MG) Cheesman   | Meter No. 2 (MG) Michigan | Total Consumption (MG) | Total Consumption (MG) |
| Jul   | 53.546                           | 2.981                     | 50.565400             | 12.2823                     | 9.4952                    | 21.7775                | 28.7879                |
| Aug   | 51.069                           | 2.945                     | 48.124400             | 11.5511                     | 9.6165                    | 21.1676                | 26.9568                |
| Sep   | 46.118                           | 2.780                     | 43.337600             | 9.5823                      | 9.5638                    | 19.1462                | 24.1914                |
| Oct   | 44.364                           | 2.339                     | 42.025300             | 9.4020                      | 10.7029                   | 20.1049                | 21.9204                |
| Nov   | 42.965                           | 2.568                     | 40.396900             | 10.2290                     | 10.2356                   | 20.4646                | 19.9323                |
| Dec   | 42.095                           | 2.342                     | 39.752100             | 9.6043                      | 10.1047                   | 19.7090                | 20.0431                |
| Jan   | 43.969                           | 2.680                     | 41.288800             | 10.5512                     | 9.6116                    | 20.1628                | 21.1260                |
| Feb   | 42.205                           | 2.803                     | 39.402300             | 9.3732                      | 9.4592                    | 18.8324                | 20.5699                |
| Mar   |                                  | 0.000                     |                       |                             |                           | 0.0000                 | 0.0000                 |
| Apr   |                                  | 0.000                     |                       |                             |                           | 0.0000                 | 0.0000                 |
| May   |                                  | 0.000                     |                       |                             |                           | 0.0000                 | 0.0000                 |
| Jun   |                                  | 0.000                     |                       |                             |                           | 0.0000                 | 0.0000                 |
| Total Year to Date                                    | 366.330                          | 21.437                    | 344.892800            | 82.5754                     | 78.7895                   | 161.3650               | 183.5278               |
| Avg. Monthly (MG)                                     | 43.11                            |                           |                       | 20.171                      |                           |                        | 22.941                 |
| Percent of Consumption                                | 100.00%                          |                           |                       | 46.79%                      |                           |                        | 53.21%                 |

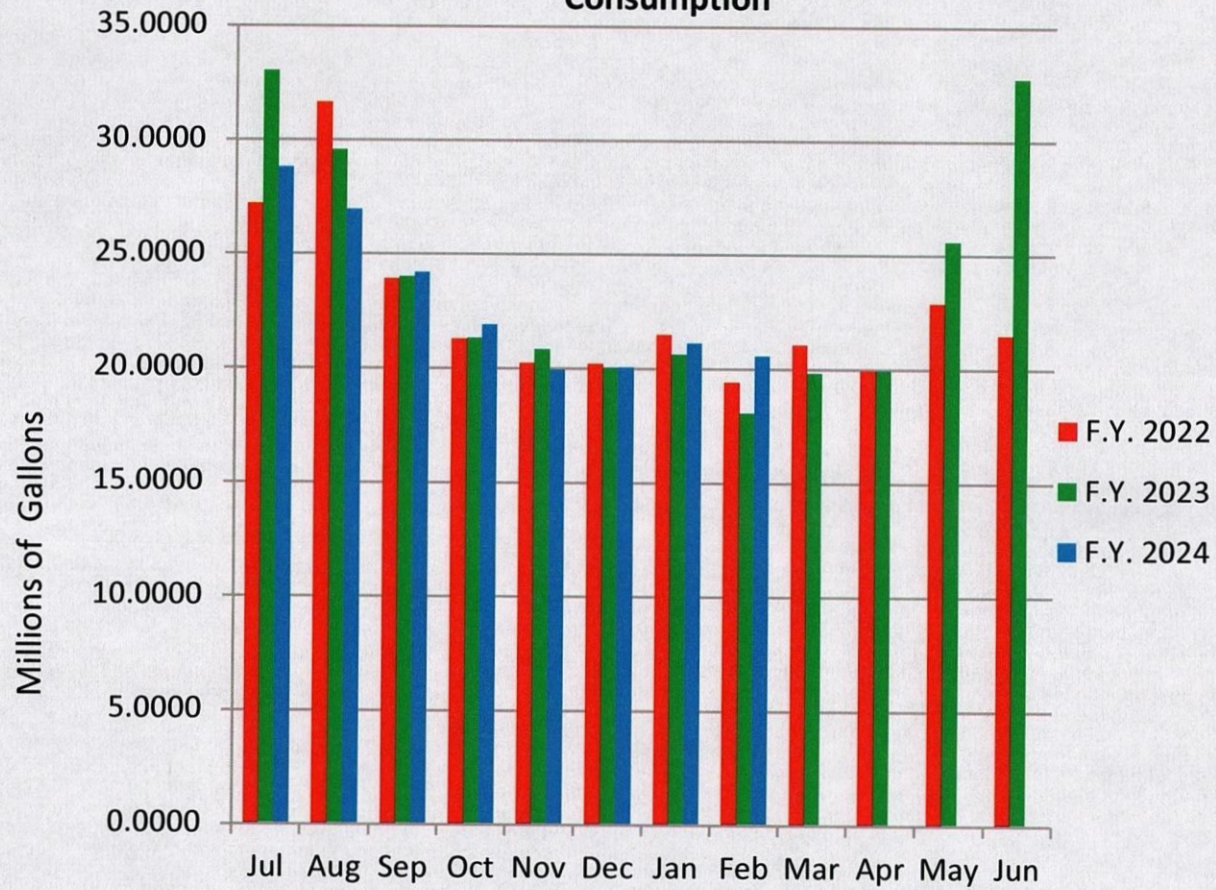


**Alma-St. Louis Monthly Water Consumption**



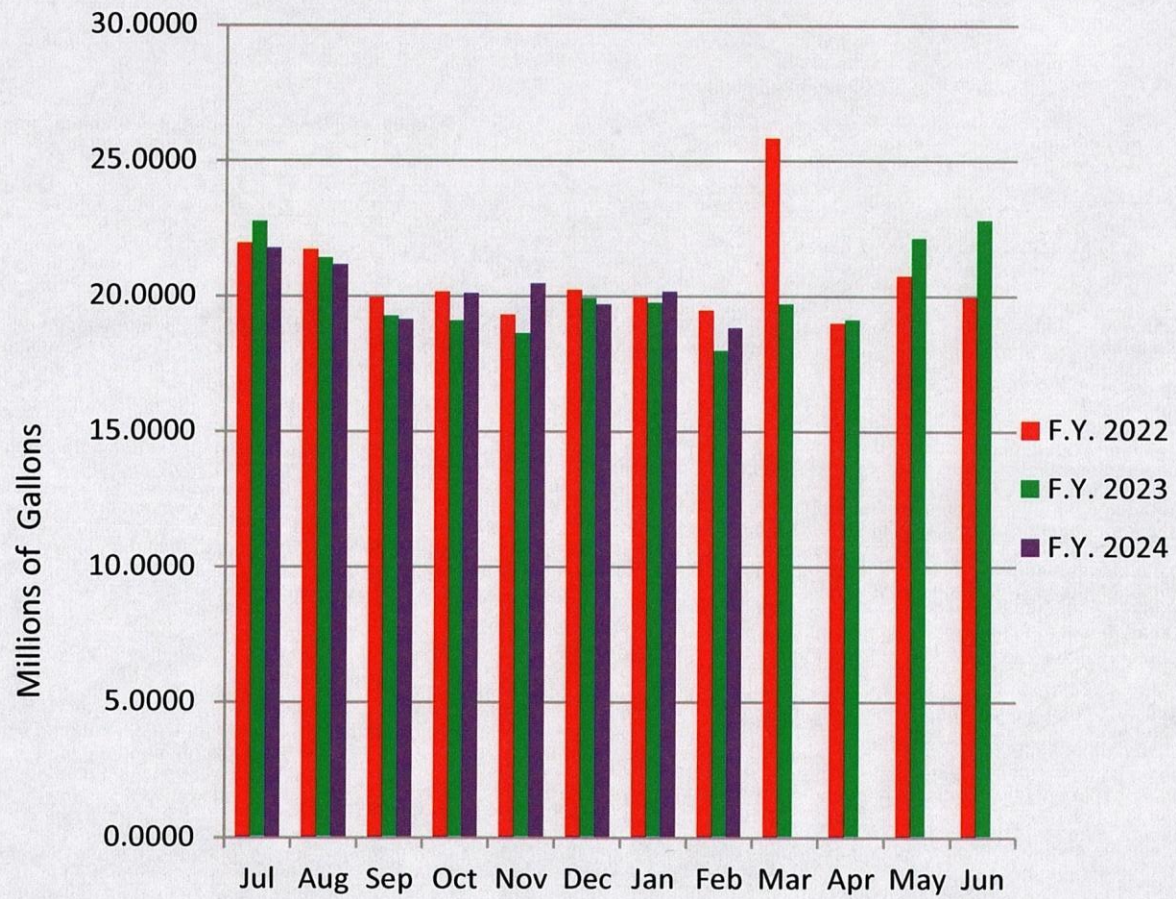


**City of Alma  
Water  
Consumption**





### City of St. Louis Water Consumption





# WASTEWATER & WATER REPORT 2024

| Calendar Year      | TOTAL PLANT FLOW |         |         |          |         |         |         |         |         | WATER   |          |         |          |          |
|--------------------|------------------|---------|---------|----------|---------|---------|---------|---------|---------|---------|----------|---------|----------|----------|
|                    | 2024             | 2023    | 2022    | 2021     | 2020    | 2019    | 2018    | 2017    | 2016    | 2024    | 2023     | 2022    | 2021     | 2020     |
| January            | 34.019           | 24.656  | 26.211  | 27.125   | 55.735  | 36.921  | 35.704  | 43.992  | 39.263  | 20.1628 | 19.75    | 19.9585 | 19.7142  | 21.8099  |
| February           | 32.422           | 28.451  | 27.64   | 22.095   | 36.979  | 34.08   | 41.985  | 35.374  | 42.269  | 18.8324 | 17.9742  | 19.4815 | 17.7725  | 20.3922  |
| March              |                  | 44.937  | 45.423  | 33.516   | 38.233  | 44.408  | 38.895  | 47.284  | 67.905  |         | 19.7126  | 25.8364 | 19.764   | 21.123   |
| April              |                  | 55.339  | 47.037  | 28.529   | 35.503  | 39.963  | 47.049  | 63.918  | 53.996  |         | 19.1183  | 19.0041 | 19.5604  | 20.5658  |
| May                |                  | 27.428  | 33.902  | 24.722   | 52.566  | 50.246  | 40.306  | 46.716  | 47.302  |         | 22.123   | 20.7612 | 21.2497  | 22.6963  |
| June               |                  | 21.324  | 24.117  | 27.83    | 29.47   | 44.919  | 34.283  | 45.189  | 27.556  |         | 22.8003  | 19.9585 | 21.8562  | 23.7302  |
| July               |                  | 24.145  | 21.886  | 32.507   | 28.651  | 31.992  | 30.34   | 34.024  | 28.862  |         | 21.7775  | 22.7375 | 21.9536  | 24.1545  |
| August             |                  | 28.144  | 23.826  | 23.774   | 25.119  | 29.602  | 34.286  | 27.453  | 31.939  |         | 21.1676  | 21.405  | 21.7248  | 23.6859  |
| September          |                  | 21.911  | 21.708  | 25.167   | 25.597  | 29.745  | 37.099  | 24.168  | 30.985  |         | 19.1462  | 19.2665 | 19.9672  | 21.0636  |
| October            |                  | 23.149  | 21.497  | 38.301   | 25.888  | 55.464  | 39.247  | 32.725  | 34.864  |         | 20.1049  | 19.0925 | 20.1698  | 21.0379  |
| November           |                  | 22.489  | 20.718  | 31.638   | 25.128  | 45.554  | 36.771  | 34.679  | 31.28   |         | 20.4646  | 18.6209 | 19.3153  | 19.1346  |
| December           |                  | 24.761  | 21.841  | 32.0822  | 28.818  | 47.673  | 37.469  | 32.279  | 34.147  |         | 19.709   | 19.9054 | 20.2395  | 19.5018  |
| Year to Date Total | 66.441           | 346.734 | 335.806 | 347.2862 | 407.687 | 490.567 | 453.434 | 467.801 | 470.368 | 38.9952 | 243.8482 | 246.028 | 243.2872 | 258.8957 |

(MDOC used over 7.6 million gal due to a faulty softener, ave. month is 2.8 million)

| Excess Flow this Month                       | Same Month Last Year | CUSTOMERS - 2024 |             |              |           |              |        |
|--|----------------------|------------------|-------------|--------------|-----------|--------------|--------|
| 13.5896                                      | 10.4768              | Pine River Twp   | Bethany Twp | Country-Side | St. Louis | Country-Side | WATER  |
| Excess Flow YTD                              | 27.4458              | January 1.7182   | 0.5597      | 0.2400       | 31.5011   | 0.2400       |        |
|  |                      | February 1.1581  | 0.3514      | 0.1780       | 30.7345   | 0.1780       |        |
| Excess Flow Last Calendar Year               | 102.8858             | March            |             |              |           |              |        |
|  |                      | April            |             |              |           |              |        |
|  |                      | May              |             |              |           |              |        |
|  |                      | June             |             | *            |           |              |        |
|  |                      | July             |             | *            |           |              |        |
| Excess Flow = I & I in sanitary sewer system |                      | August           |             | *            |           |              |        |
|  |                      | Sept             |             | *            |           |              |        |
|  |                      | October          |             |              |           |              |        |
|  |                      | Nov              |             |              |           |              |        |
|  |                      | Dec              |             |              |           |              |        |
| All values are in million gallons (MG)       |                      | Total            | 2.8763      | 0.9111       | 0.4180    | 62.2356      | 0.4180 |

|                      | To Date |          |         |          |          |          |          |          |          | Ave. Year |          |
|----------------------|---------|----------|---------|----------|----------|----------|----------|----------|----------|-----------|----------|
|                      | 2024    | 2023     | 2022    | 2021     | 2020     | 2019     | 2018     | 2017     | 2016     |           |          |
| Sewer Flow           | 66.441  | 346.734  | 335.806 | 347.2862 | 407.687  | 490.567  | 453.434  | 467.801  | 470.368  | ----->    | 2972.949 |
| Water Flow           | 38.9952 | 243.8482 | 246.028 | 243.2872 | 258.8957 | 250.4766 | 267.8216 | 276.0044 | 299.9572 |           |          |
| Excess Flow - Annual | 27.4458 | 102.8858 | 89.778  | 103.999  | 148.7913 | 240.0904 | 185.6124 | 191.7966 | 170.4108 | ----->    | 1130.479 |
| % Excess             | 41.31%  | 29.67%   | 26.74%  | 29.95%   | 36.50%   | 48.94%   | 40.93%   | 41.00%   | 36.23%   | ----->    | 38.03%   |

\* Country Side Summer Flow averaging (sewer) per September 2007 agreement (0.1900 ave.)



# WATER LOSS REPORT - 2024

| Month     | Purchased  | Billed     | Leaks | Flushing  | Flowers | % LOSS  | Fire Dept |
|-----------|------------|------------|-------|-----------|---------|---------|-----------|
| January   | 20,162,800 | 18,189,700 | 0     | 150,000   | 0       | 9.79%   | 0         |
| February  | 18,832,400 | 18,800,500 | 2     | 150,000   | 0       | 0.17%   | 0         |
| March     | 0          | 150,000    | 0     | 150,000   | 0       | #DIV/0! | 0         |
| April     | 0          | 150,000    | 0     | 150,000   | 0       | #DIV/0! | 0         |
| May       | 0          | 150,000    | 0     | 150,000   | 0       | #DIV/0! | 0         |
| June      | 0          | 150,000    | 5000  | 150,000   | 0       | #DIV/0! | 0         |
| July      | 0          | 150,000    | 5000  | 150,000   | 0       | #DIV/0! | 0         |
| August    | 0          | 150,000    | 5000  | 150,000   | 0       | #DIV/0! | 0         |
| September | 0          | 150,000    | 5000  | 150,000   | 0       | #DIV/0! | 0         |
| October   | 0          | 150,000    | 0     | 150,000   | 0       | #DIV/0! | 0         |
| November  | 0          | 150,000    | 0     | 150,000   | 0       | #DIV/0! | 0         |
| December  | 0          | 150,000    | 0     | 150,000   | 0       | #DIV/0! | 0         |
|           | 38,995,200 | 36,990,200 | 2     | 1,800,000 | 20,000  | 5.14%   |           |

# WATER LOSS REPORT - 2023

| Month     | Purchased   | Billed      | Leaks | Flushing  | Flowers | % LOSS | Fire Dept |
|-----------|-------------|-------------|-------|-----------|---------|--------|-----------|
| January   | 19,750,000  | 19,419,600  | 0     | 150,000   | 0       | 1.67%  | 0         |
| February  | 17,974,200  | 19,230,400  | 0     | 150,000   | 0       | -6.99% | 6000      |
| March     | 19,712,600  | 17,781,900  | 0     | 150,000   | 0       | 9.78%  | 3500      |
| April     | 19,118,300  | 17,966,500  | 0     | 150,000   | 0       | 6.02%  | 0         |
| May       | 22,123,000  | 19,900,100  | 0     | 150,000   | 0       | 10.05% | 0         |
| June      | 22,800,300  | 22,103,100  | 0     | 150,000   | 5000    | 3.06%  | 0         |
| July      | 21,777,500  | 20,694,300  | 0     | 150,000   | 5000    | 4.97%  | 4000      |
| August    | 21,167,600  | 20,554,800  | 0     | 150,000   | 5000    | 2.89%  | 0         |
| September | 19,146,200  | 18,822,900  | 0     | 150,000   | 5000    | 1.69%  | 17,000    |
| October   | 20,104,800  | 17,718,500  | 0     | 150,000   | 0       | 11.87% | 0         |
| November  | 20,464,600  | 18,382,300  | 0     | 150,000   | 0       | 10.27% | 0         |
| December  | 19,709,000  | 17,219,500  | 0     | 150,000   | 0       | 12.63% | 16,000    |
|           | 243,848,200 | 229,776,400 | 0     | 1,800,000 | 20,000  | 5.77%  | 46,500    |

Line 19 % Loss is just purchased vs billed

# WATER LOSS REPORT - 2021

| Month     | Purchased   | Billed      | Leaks | Flushing  | Flowers | % LOSS | Fire Dept |
|-----------|-------------|-------------|-------|-----------|---------|--------|-----------|
| January   | 19,714,200  | 19,425,200  | 1     | 150,000   | 0       | 1.47%  | 0         |
| February  | 17,772,500  | 18,665,800  | 1     | 150,000   | 0       | -5.03% | 0         |
| March     | 19,764,000  | 16,918,300  | 0     | 150,000   | 0       | 14.40% | 0         |
| April     | 19,560,400  | 19,078,100  | 1     | 150,000   | 0       | 2.47%  | 0         |
| May       | 21,249,700  | 19,426,500  | 1     | 150,000   | 0       | 8.58%  | 0         |
| June      | 21,856,200  | 23,126,300  | 0     | 150,000   | 5,000   | -5.81% | 0         |
| July      | 21,951,600  | 19,645,600  | 1     | 175,000   | 5,000   | 10.51% | 0         |
| August    | 21,724,800  | 21,497,400  | 0     | 150,000   | 5,000   | 1.05%  | 0         |
| September | 19,967,200  | 20,690,000  | 0     | 150,000   | 5,000   | -3.62% | 0         |
| October   | 20,169,800  | 19,135,400  | 0     | 150,000   | 0       | 5.13%  | 0         |
| November  | 19,315,300  | 21,216,500  | 0     | 150,000   | 0       | -9.84% | 0         |
| December  | 20,239,500  | 20,557,200  | 0     | 150,000   | 0       | -1.57% | 0         |
|           | 243,187,200 | 239,382,300 | 5     | 1,825,000 | 20,000  | 1.61%  | 0         |

25,000 gal at Crawford - State St. Constr

# WATER LOSS REPORT - 2019

| Month     | Purchased   | Billed      | Leaks | Flushing  | Flowers | % LOSS | Fire Dept |
|-----------|-------------|-------------|-------|-----------|---------|--------|-----------|
| January   | 20,873,200  | 20,487,200  | 2     | 150,000   | 0       | 1.85   | 0         |
| February  | 19,586,000  | 19,540,400  | 1     | 150,000   | 0       | 0.23   | 20,000    |
| March     | 20,619,600  | 17,006,200  | 1     | 150,000   | 0       | 17.52  | 4000      |
| April     | 19,366,100  | 18,411,800  | 0     | 150,000   | 0       | 4.93   | 5000      |
| May       | 20,505,600  | 18,444,700  | 0     | 150,000   | 0       | 10.05  | 5000      |
| June      | 19,905,500  | 19,739,600  | 0     | 150,000   | 5,000   | 0.83   | 4000      |
| July      | 22,563,900  | 19,657,900  | 0     | 150,000   | 5,000   | 12.48  | 51,000    |
| August    | 22,351,600  | 21,572,000  | 0     | 150,000   | 5,000   | 3.49   | 42,000    |
| September | 20,124,700  | 19,896,800  | 1     | 150,000   | 5,000   | 1.13   | 0         |
| October   | 21,747,000  | 19,990,800  | 0     | 150,000   | 0       | 8.08   | 9,000     |
| November  | 20,947,600  | 20,593,600  | 0     | 150,000   | 0       | 1.69   | 60500     |
| December  | 21,885,800  | 20,163,700  | 2     | 150,000   | 0       | 7.87   | 12000     |
|           | 250,476,600 | 235,504,700 | 7     | 1,800,000 | 20,000  | 5.98%  | 212,500   |

# WATER LOSS REPORT - 2022

| Month     | Purchased   | Billed      | Leaks | Flushing  | Flowers | % LOSS  | Fire Dept |
|-----------|-------------|-------------|-------|-----------|---------|---------|-----------|
| January   | 19,958,500  | 20,837,400  | 0     | 150,000   | 0       | -4.40%  | 0         |
| February  | 19,481,500  | 20,215,400  | 0     | 150,000   | 0       | -3.77%  | 0         |
| March *   | 25,836,400  | 23,750,000  | 0     | 150,000   | 0       | 8.08%   | 0         |
| April     | 19,004,100  | 21,614,600  | 0     | 150,000   | 0       | -13.74% | 0         |
| May       | 20,761,200  | 20,070,300  | 0     | 150,000   | 0       | 3.33%   | 0         |
| June      | 19,958,500  | 21,518,100  | 0     | 150,000   | 5,000   | -7.81%  | 0         |
| July      | 22,737,500  | 21,464,900  | 0     | 150,000   | 5,000   | 5.60%   | 0         |
| August    | 21,405,000  | 20,597,600  | 0     | 150,000   | 5,000   | 3.77%   | 0         |
| September | 19,266,500  | 19,878,200  | 3     | 150,000   | 5,000   | -3.17%  | 0         |
| October   | 19,092,500  | 18,823,500  | 0     | 150,000   | 0       | 1.41%   | 0         |
| November  | 18,630,900  | 19,786,900  | 0     | 150,000   | 0       | -6.28%  | 37,045    |
| December  | 19,905,400  | 19,544,500  | 0     | 150,000   | 0       | 1.81%   | 0         |
|           | 246,028,000 | 248,101,400 | 3     | 1,800,000 | 20,000  | -0.84%  | 37,045    |

\* MDOC faulty water softener

# WATER LOSS REPORT - 2020

| Month     | Purchased   | Billed      | Leaks | Flushing  | Flowers | % LOSS | Fire Dept |
|-----------|-------------|-------------|-------|-----------|---------|--------|-----------|
| January   | 21,809,900  | 19,870,600  | 3     | 150,000   | 0       | 8.89   | 0         |
| February  | 20,392,200  | 21,229,700  | 1     | 150,000   | 0       | -4.11  | 0         |
| March     | 21,121,000  | 19,367,000  | 1     | 150,000   | 0       | 8.31   | 0         |
| April     | 20,565,800  | 20,024,100  | 0     | 150,000   | 0       | 2.63   | 18,800    |
| May       | 22,696,300  | 20,361,900  | 0     | 170,000   | 0       | 10.28  | 3400      |
| June      | 23,730,200  | 23,126,300  | 0     | 150,000   | 5000    | 2.54   | 79,500    |
| July      | 24,154,500  | 22,493,300  | 2     | 150,000   | 5000    | 6.88   | 42,650    |
| August    | 23,685,900  | 23,340,600  | 0     | 150,000   | 5000    | 1.46   | 7600      |
| September | 21,063,600  | 21,287,200  | 0     | 150,000   | 5000    | -1.06  | 0         |
| October   | 21,037,900  | 19,068,800  | 0     | 150,000   | 0       | 9.36   | 0         |
| November  | 19,134,600  | 19,036,300  | 0     | 150,000   | 0       | 0.51   | 0         |
| December  | 19,501,800  | 17,613,400  | 0     | 150,000   | 0       | 9.68   | 0         |
|           | 258,895,700 | 246,821,000 | 7     | 1,820,000 | 20,000  | 4.66%  | 151,950   |

20,000 at Crawford Tank in May

# WATER LOSS REPORT - 2018

| Month     | Purchased   | Billed      | Leaks | Flushing  | Flowers | % LOSS | Fire Dept |
|-----------|-------------|-------------|-------|-----------|---------|--------|-----------|
| January   | 22,759,300  | 22,086,900  | 4     | 150,000   | 0       | 2.27   | 6000      |
| February  | 19,476,000  | 20,036,800  | 1     | 150,000   | 0       | -3.67  | 4500      |
| March     | 22,068,200  | 16,979,800  | 0     | 150,000   | 0       | 22.36  | 3200      |
| April     | 21,394,900  | 22,361,300  | 0     | 150,000   | 0       | -5.23  | 2550      |
| May *     | 23,035,400  | 22,942,500  | 0     | 150,000   | 5,000   | -0.28  | 7500      |
| June **   | 24,873,500  | 21,653,400  | 1     | 150,000   | 5,000   | 12.32  | 5000      |
| July      | 24,871,300  | 23,653,200  | 0     | 150,000   | 5,000   | 4.24   | 14,000    |
| August    | 23,744,330  | 22,461,100  | 0     | 150,000   | 5,000   | 4.76   | 2250      |
| September | 22,105,500  | 22,425,300  | 1     | 150,000   | 5,000   | -2.13  | 5000      |
| October   | 22,563,600  | 20,619,500  | 1     | 150,000   | 0       | 7.91   | 10,000    |
| November  | 20,733,700  | 20,372,300  | 0     | 150,000   | 0       | 1.01   | 2900      |
| December  | 20,192,900  | 17,674,400  | 4     | 150,000   | 0       | 11.72  | 1200      |
|           | 267,822,630 | 253,266,500 | 12    | 1,800,000 | 25,000  | 5.43%  | 64,100    |

\* ESTIMATED

\*\* ADJUSTED

|           |               |              |
|-----------|---------------|--------------|
|           | 2018 - 2023   | Running Ave. |
| Purchased | 1,510,358,330 |              |
| Sold      | 1,452,852,300 |              |
|           | 57,506,030    | 3.81%        |



302 Devon Drive





302 Devon Drive Repaired





# CONSENT AGENDA ITEM APPROVAL St. Louis, Michigan - Agenda Statement

City Hall Use Only  
Item No. 9a  
For Meeting of 3/19/2024

CONTRACTOR/VENDOR OHM  
CONTRACT # 182230040  
CITY GL PROJECT # (if applicable) 456.901.000.801.000  
CONTRACT DESCRIPTION DWSRF Phase I Engineering - This is part of a \$20 million ARPA grant and loan to finance the water main replacements. The total project will replace approximately 4.5 miles of undersized and aged water main.

| Agenda Item Description   | Approval Date | Item # | Approval Amount |              |              |
|---|---------------|--------|-----------------|--------------|--------------|
| Phase I to include Fieldwork, Preliminary Engineering, Final Engineering, Permitting/Bidding and Grant Administration | 11/07/23      | 9C     | 896,166.00      |              |              |
|   |               |        |                 |              |              |
| Total Contract  |               |        | 896,166.00      |              |              |
|   |               |        |                 |              |              |
| Consent Agenda Invoice Approvals  |               |        |                 |              |              |
| Invoice(s)  | Approval Date | Item # | Check Date      | Check #      | Check Amount |
| 70924   | 12/19/23      | 8a     | 12/20/23        | 70422        | (17,970.00)  |
| 70989   | 01/23/24      | 9b     | 01/24/24        | 70565        | (116,884.75) |
| 72034   | 02/20/24      | 9b     | 02/21/24        | 70672        | (100,912.00) |
| 72943   | 03/19/24      | 9a     |                 | For Approval | (202,052.50) |
|   |               |        |                 |              |              |
| Total Payments  |               |        |                 |              | (437,819.25) |
|   |               |        |                 |              |              |
| Remaining Contract Balance  |               |        |                 |              | 458,346.75   |

## SUMMARY EXPLANATION FOR CONSENT AGENDA ITEM APPROVAL:

Approve payment to OHM for Phase I Professional Services for the DWSRF project  
in the amount of

\$ 202,052.50

**REMIT TO:**

OHM Advisors  
 34000 Plymouth Road  
 Livonia, MI 48150  
 T 734.522.6711  
 F 734.522.6427  
 OHM-Advisors.com

**INVOICE**

City of St. Louis  
 Attn: Keith Risdon, Director of Public Works  
 300 North Mill Street  
 St. Louis, MI 48880

Invoice Date: 03/07/2024  
 Invoice #: 72943  
 Project: 0182230040

Project Name: St. Louis DWSRF

456.901.000.801.000

For Professional Services Rendered Through: March 02, 2024

**Professional Services**

| <i>Description</i>   | <i>Fee</i>          | <i>Prior Billed</i> | <i>Total Available</i> | <i>Current Billing</i> |
|--|---------------------|---------------------|------------------------|------------------------|
| Water Main - Task 1: Fieldwork - OHM(92,020 + 6,000)<br>Survey     | \$98,020.00         | \$92,019.75         | \$6,000.25             | \$5,927.25             |
| Water Main - Task 1: Survey -<br>Subconsultant                     | \$59,780.00         | \$0.00              | \$59,780.00            | \$59,780.00            |
| Water Main - Task 1: Soil Borings -<br>Subconsultant               | \$13,200.00         | \$0.00              | \$13,200.00            | \$13,200.00            |
| Water Main - Task 2: Preliminary<br>Engineering                    | \$225,000.00        | \$127,569.75        | \$97,430.25            | \$72,956.75            |
| Water Main - Task 3: Final Engineering (200,000 - 6,000)           | \$194,000.00        | \$0.00              | \$194,000.00           | \$14,670.00            |
| Water Main - Task 4: Permitting/Bidding                            | \$39,662.00         | \$437.50            | \$39,224.50            | \$347.50               |
| Water Main - Task 5: Grant Administration                          | \$31,548.00         | \$7,977.25          | \$23,570.75            | \$3,540.00             |
| Water Main - Task 5: Grant Administration -<br>SHPO- Subconsultant | \$11,452.00         | \$0.00              | \$11,452.00            | \$0.00                 |
| Road Improvements - Task 2: Preliminary<br>Engineering             | \$112,388.00        | \$7,762.50          | \$104,625.50           | \$31,631.00            |
| Road Improvements - Task 3: Final<br>Engineering                   | \$111,116.00        | \$0.00              | \$111,116.00           | \$0.00                 |
| <b>Totals</b>  | <b>\$896,166.00</b> | <b>\$235,766.75</b> | <b>\$660,399.25</b>    | <b>\$202,052.50</b>    |

**Invoice Total**

**\$202,052.50**

**REMIT TO:**

OHM Advisors  
34000 Plymouth Road  
Livonia, MI 48150  
T 734.522.6711  
F 734.522.6427  
OHM-Advisors.com

**INVOICE**

City of St. Louis  
Attn: Keith Risdon, Director of Public Works  
300 North Mill Street  
St. Louis, MI 48880

Invoice Date: 03/07/2024  
Invoice #: 72943  
Project: 0182230040

Project Name: St. Louis DWSRF

**Water Main - Task 1: Fieldwork - OHM Survey**  
*Professional Services*

|   | <i>Hours</i> | <i>Amount</i>     |
|---|--------------|-------------------|
| Labor   | 46.50        | \$5,927.25        |
| <b>Professional Services Subtotal</b>                     | <b>46.50</b> | <b>\$5,927.25</b> |
| <b>Water Main - Task 1: Fieldwork - OHM Survey Total:</b> | <b>46.50</b> | <b>\$5,927.25</b> |

**Water Main - Task 1: Survey - Subconsultant**  
*Outside Consultants*

|   | <i>Qty</i>  | <i>Cost Rate</i> | <i>Multiplier</i> | <i>Amount</i>      |
|---|-------------|------------------|-------------------|--------------------|
| Surveying Solutions, Inc. 34444                           | 1.00        | 59,780.00        | 1.00              | \$59,780.00        |
| <b>Outside Consultants Subtotal</b>                       | <b>1.00</b> |                  |                   | <b>\$59,780.00</b> |
| <b>Water Main - Task 1: Survey - Subconsultant Total:</b> |             |                  |                   | <b>\$59,780.00</b> |

**Water Main - Task 1: Soil Borings - Subconsultant**  
*Outside Consultants*

|   | <i>Qty</i>  | <i>Cost Rate</i> | <i>Multiplier</i> | <i>Amount</i>      |
|---|-------------|------------------|-------------------|--------------------|
| MCDOWELL & ASSOCIATES 128616                                    | 1.00        | 13,200.00        | 1.00              | \$13,200.00        |
| <b>Outside Consultants Subtotal</b>                             | <b>1.00</b> |                  |                   | <b>\$13,200.00</b> |
| <b>Water Main - Task 1: Soil Borings - Subconsultant Total:</b> |             |                  |                   | <b>\$13,200.00</b> |

**Water Main - Task 2: Preliminary Engineering**  
*Professional Services*

|  | <i>Hours</i>  | <i>Amount</i>      |
|--|---------------|--------------------|
| Labor  | 491.25        | \$72,956.75        |
| <b>Professional Services Subtotal</b>                      | <b>491.25</b> | <b>\$72,956.75</b> |
| <b>Water Main - Task 2: Preliminary Engineering Total:</b> | <b>491.25</b> | <b>\$72,956.75</b> |



**Water Main - Task 3: Final Engineering***Professional Services*

|  | <i>Hours</i>  | <i>Amount</i>      |
|--|---------------|--------------------|
| Labor  | 109.00        | \$14,670.00        |
| <b>Professional Services Subtotal</b>                | <b>109.00</b> | <b>\$14,670.00</b> |
| <b>Water Main - Task 3: Final Engineering Total:</b> | <b>109.00</b> | <b>\$14,670.00</b> |

**Water Main - Task 4: Permitting/Bidding***Professional Services*

|   | <i>Hours</i> | <i>Amount</i>   |
|---|--------------|-----------------|
| Labor   | 3.00         | \$347.50        |
| <b>Professional Services Subtotal</b>                 | <b>3.00</b>  | <b>\$347.50</b> |
| <b>Water Main - Task 4: Permitting/Bidding Total:</b> | <b>3.00</b>  | <b>\$347.50</b> |

**Water Main - Task 5: Grant Administration***Professional Services*

|                                       | <i>Hours</i> | <i>Amount</i>     |
|---------------------------------------|--------------|-------------------|
| Labor                                 | 12.00        | \$2,400.00        |
| <b>Professional Services Subtotal</b> | <b>12.00</b> | <b>\$2,400.00</b> |

*Reimbursable Expenses*

|   | <i>Qty</i>  | <i>Cost Rate</i> | <i>Multiplier</i> | <i>Amount</i>     |
|---|-------------|------------------|-------------------|-------------------|
| Other Direct Expenses-OC   Mercantile Bank of Michigan VISA   Ref-24435654026207051503555 | 1.00        | 380.00           | 1.00              | \$380.00          |
| Other Direct Expenses-OC   Mercantile Bank of Michigan VISA   Ref-24435654026207051503605 | 1.00        | 380.00           | 1.00              | \$380.00          |
| Other Direct Expenses-OC   Mercantile Bank of Michigan VISA   Ref-24435654026207051503522 | 1.00        | 380.00           | 1.00              | \$380.00          |
| <b>Reimbursable Expenses Subtotal</b>   | <b>3.00</b> |                  |                   | <b>\$1,140.00</b> |
| <b>Water Main - Task 5: Grant Administration Total:</b>                                   |             | <b>12.00</b>     |                   | <b>\$3,540.00</b> |

**Road Improvements - Task 2: Preliminary Engineering***Professional Services*

|   | <i>Hours</i>  | <i>Amount</i>       |
|---|---------------|---------------------|
| Labor   | 219.50        | \$31,631.00         |
| <b>Professional Services Subtotal</b>                             | <b>219.50</b> | <b>\$31,631.00</b>  |
| <b>Road Improvements - Task 2: Preliminary Engineering Total:</b> | <b>219.50</b> | <b>\$31,631.00</b>  |
| <b>Total Backup:</b>  | <b>881.25</b> | <b>\$202,052.50</b> |

**From:** NoReply@ecommerce.msu.edu  
**Sent:** Friday, January 26, 2024 9:34 AM  
**To:** Lou Fleury  
**Subject:** Thank you for your payment

You don't often get email from [noreply@ecommerce.msu.edu](mailto:noreply@ecommerce.msu.edu). [Learn why this is important](#)  
**This Message originated outside your organization.**



**This message needs your attention**

- No employee in your company has ever replied to this person.

Report or Mark as Safe

Powered by Mimecast

This receipt is from Michigan State University on behalf of Michigan Natural Features Inventory.

Michigan Natural Features Inventory  
P.O. Box 13036  
Lansing MI., 48901-3036  
517-284-6200  
[mnfi@msu.edu](mailto:mnfi@msu.edu)

Receipt Number: 6084291  
MSU Online  
Date: 01/26/2024

Name: Louis Fleury  
e-mail: [lou.fleury@ohm-advisors.com](mailto:lou.fleury@ohm-advisors.com)

| Description                          | Amount   |
|--------------------------------------|----------|
| Standard Rare Species Review         | \$380.00 |
| Company or Agency Name: OHM Advisors |          |

|       |          |
|-------|----------|
| Total | \$380.00 |
|-------|----------|

| Payments Received      | Amount   |
|------------------------|----------|
| MSU CC Payment         | \$380.00 |
| Visa XXXXXXXXXXXXX3169 |          |
| Authorization # 35142G |          |

Total      \$380.00

This payment will appear on your statement as Michigan State University

**From:** NoReply@ecommerce.msu.edu  
**Sent:** Friday, January 26, 2024 9:30 AM  
**To:** Lou Fleury  
**Subject:** Thank you for your payment

You don't often get email from [noreply@ecommerce.msu.edu](mailto:noreply@ecommerce.msu.edu). [Learn why this is important](#)  
**This Message originated outside your organization.**



**This message needs your attention**

- No employee in your company has ever replied to this person.

Report or Mark as Safe

Powered by Mimecast

This receipt is from Michigan State University on behalf of Michigan Natural Features Inventory.

Michigan Natural Features Inventory  
P.O. Box 13036  
Lansing MI., 48901-3036  
517-284-6200  
[mnfi@msu.edu](mailto:mnfi@msu.edu)

Receipt Number: 6084286  
MSU Online  
Date: 01/26/2024

Name: Louis Fleury  
e-mail: [lou.fleury@ohm-advisors.com](mailto:lou.fleury@ohm-advisors.com)

| Description                          | Amount   |
|--------------------------------------|----------|
| Standard Rare Species Review         | \$380.00 |
| Company or Agency Name: OHM Advisors |          |

|       |          |
|-------|----------|
| Total | \$380.00 |
|-------|----------|


| Payments Received      | Amount   |
|------------------------|----------|
| MSU CC Payment         | \$380.00 |
| Visa XXXXXXXXXXXXX3169 |          |
| Authorization # 02153G |          |

|       |          |
|-------|----------|
| Total | \$380.00 |
|-------|----------|

This payment will appear on your statement as Michigan State University

**From:** NoReply@ecommerce.msu.edu  
**Sent:** Friday, January 26, 2024 9:37 AM  
**To:** Lou Fleury  
**Subject:** Thank you for your payment

Important You don't often get email from [noreply@ecommerce.msu.edu](mailto:noreply@ecommerce.msu.edu). [Learn why this is important](#)  
**This Message originated outside your organization.**



**This message needs your attention**

- No employee in your company has ever replied to this person.

Report or Mark as Safe

Powered by Mimecast

This receipt is from Michigan State University on behalf of Michigan Natural Features Inventory.

Michigan Natural Features Inventory  
P.O. Box 13036  
Lansing MI., 48901-3036  
517-284-6200  
[mnfi@msu.edu](mailto:mnfi@msu.edu)

Receipt Number: 6084296  
MSU Online  
Date: 01/26/2024

Name: Louis Fleury  
e-mail: [lou.fleury@ohm-advisors.com](mailto:lou.fleury@ohm-advisors.com)

| Description                          | Amount   |
|--------------------------------------|----------|
| Standard Rare Species Review         | \$380.00 |
| Company or Agency Name: OHM Advisors |          |

|       |          |
|-------|----------|
| Total | \$380.00 |
|-------|----------|

| Payments Received      | Amount   |
|------------------------|----------|
| MSU CC Payment         | \$380.00 |
| Visa XXXXXXXXXXXXX3169 |          |
| Authorization # 71498G |          |

Total      \$380.00

This payment will appear on your statement as Michigan State University



CONSENT AGENDA ITEM APPROVAL  
St. Louis, Michigan - Agenda Statement

City Hall Use Only  
Item No. 9b  
For Meeting of 3/19/2024

CONTRACTOR/VENDOR Delta College  
CONTRACT #  
CITY GL PROJECT # (if applicable)  
CONTRACT DESCRIPTION Winter 2024 Basic Police Training Academy for Marina Valoshina

| Agenda Item Description                                |               | Approval Date | Item #     | Approval Amount |              |
|--|---------------|---------------|------------|-----------------|--------------|
| Winter 2024 Basic Police Training for Marina Valoshina |               | 03/19/24      | 9b         | 8,921.00        |              |
|  |               |               |            |                 |              |
|  |               |               |            |                 |              |
|  |               |               |            |                 |              |
| Total Contract   |               |               |            | 8,921.00        |              |
|  |               |               |            |                 |              |
| Consent Agenda Invoice Approvals                       |               |               |            |                 |              |
| Invoice(s)   | Approval Date | Item #        | Check Date | Check #         | Check Amount |
| #24/WI   | 03/19/24      | 9b            |            | For Approval    | (8,921.00)   |
|  |               |               |            |                 |              |
|  |               |               |            |                 |              |
|  |               |               |            |                 |              |
|  |               |               |            |                 |              |
|  |               |               |            |                 |              |
|  |               |               |            |                 |              |
|  |               |               |            |                 |              |
|  |               |               |            |                 |              |
|  |               |               |            |                 |              |
|  |               |               |            |                 |              |
|  |               |               |            |                 |              |
| Total Payments   |               |               |            |                 | (8,921.00)   |
| Remaining Contract Balance                             |               |               |            |                 | 0.00         |

SUMMARY EXPLANATION FOR CONSENT AGENDA ITEM APPROVAL:

Approve payment to Delta College for Winter 2024 Basic Police Training Academy for Marina Valoshina in the amount of \$ 8,921.00



FINANCE OFFICE

1961 Delta Road • University Center, MI 48710  
989-686-9333 • Fax: 989-667-2201 • [www.delta.edu](http://www.delta.edu)

February 27, 2024

ST. LOUIS POLICE DEPARTMENT  
Richard Ramereiz  
300 N Mill St  
St. Louis, MI 48880

Re: 2024 Winter Invoice

Dear Richard,

Attached is the Delta College Billing Invoice for the students authorized by you to attend Delta College for the 24/WI semester.

If you need more information or have questions, the Student Billing Office would be glad to assist. You can reach us at 989-686-9333.

Payment Due Upon Receipt of the Attached Invoice to:  
Delta College  
Cashier's Office  
1961 Delta Road  
University Center, MI 48710.

Sincerely,  
Delta College Student Billing Office  
[studentbilling@delta.edu](mailto:studentbilling@delta.edu)  
989-686-9333  
Federal Tax ID 38-6034011

205,301.000 .832.002

DELTA COLLEGE  
INVOICE #24/WI

2/27/2024

BILL:

| STUDENT<br>ID | STUDENT NAME               | AMOUNT   | APPLICATION FEE | TOTAL    |
|---------------|----------------------------|----------|-----------------|----------|
| 1557661       | Valoshina, Marina          | 8,671.00 | 250.00          | 8,921.00 |
|               | ST LOUIS POLICE DEPT Total |          |                 | 8,921.00 |

Payment is due upon Receipt

Send Payment to: Delta College- Cashiers Office- 1961 Delta Rd- University Center, MI 48710

| STUDENT ID                        | LAST NAME | FIRST NAME | COURSE   | COURSE TITLE        | CREDITS | BILLING CREDITS | RES ID | NCY | TUITION | TECH FEES | REG FEES | APP FEE | TOTAL          |
|-----------------------------------|-----------|------------|----------|---------------------|---------|-----------------|--------|-----|---------|-----------|----------|---------|----------------|
| 1557661                           | Valoshina | Marina     | CJ-101   | POLICE RECRUIT TRNG | 6       | 6               | 2      |     | 762.00  | 6197.00   | 40       | 250.00  | 7249.00        |
| 1557661                           | Valoshina | Marina     | OAT-153  | POLICE REPORT WRIT  | 1       | 1               | 2      |     | 127.00  | 25.00     |          | 0       | 152.00         |
| 1557661                           | Valoshina | Marina     | SOC-115W | RACE: SOC CONSTRUCT | 2       | 2               | 2      |     | 254.00  | 50.00     |          | 0       | 304.00         |
| 1557661                           | Valoshina | Marina     | LWT-175  | AV FRST AID/EMG CAR | 3       | 4               | 2      |     | 508.00  | 100.00    |          | 0       | 608.00         |
| 1557661                           | Valoshina | Marina     | LWA-280  | SELF-DEFENSE/FITNES | 2       | 4               | 2      |     | 508.00  | 100.00    |          | 0       | 608.00         |
| <b>1557661 Total</b>              |           |            |          |                     |         |                 |        |     | 2159.00 | 6472.00   | 40       | 250     | <b>8921.00</b> |
| <b>ST LOUIS POLICE DEPT Total</b> |           |            |          |                     |         |                 |        |     | 2159.00 | 6472.00   | 40       | 250     | <b>8921.00</b> |

CONSENT AGENDA ITEM APPROVAL  
St. Louis, Michigan - Agenda Statement

City Hall Use Only  
Item No. 9c  
For Meeting of 3/19/2024

CONTRACTOR/VENDOR                      Feldman Ford  
CONTRACT #  
CITY GL PROJECT # (if applicable)  
CONTRACT DESCRIPTION                      Purchase of F-350 Truck for the Water Department

| Agenda Item Description                          |               | Approval Date | Item #     | Approval Amount |              |
|--|---------------|---------------|------------|-----------------|--------------|
| Purchase of F-350 Truck foe the Water Department |               | 01/03/23      | 9I         | 83,095.00       |              |
|  |               |               |            |                 |              |
|  |               |               |            |                 |              |
|  |               |               |            |                 |              |
| Total Contract                                   |               |               |            | 83,095.00       |              |
| Consent Agenda Invoice Approvals                 |               |               |            |                 |              |
| Invoice(s)                                       | Approval Date | Item #        | Check Date | Check #         | Check Amount |
| 1213   | 03/19/24      | 9c            |            | For Approval    | (83,095.00)  |
|  |               |               |            |                 |              |
|  |               |               |            |                 |              |
|  |               |               |            |                 |              |
|  |               |               |            |                 |              |
|  |               |               |            |                 |              |
|  |               |               |            |                 |              |
|  |               |               |            |                 |              |
|  |               |               |            |                 |              |
|  |               |               |            |                 |              |
|  |               |               |            |                 |              |
|  |               |               |            |                 |              |
|  |               |               |            |                 |              |
| Total Payments                                   |               |               |            |                 | (83,095.00)  |
| Remaining Contract Balance                       |               |               |            |                 | 0.00         |


SUMMARY EXPLANATION FOR CONSENT AGENDA ITEM APPROVAL:

Approve payment to Feldman Ford for Purchase of a 2023 Ford E350 Utility Truck in the amount of \$ 83,095.00

~~THURSDAY~~

**FELDMAN**

---



Feldman Ford  
8333 Michigan Ave.  
Detroit, MI 48210

**SHIP TO:** 320 East Prospect  
St. Louis, MI 48880

[illegible]

661.901.000.977.000

Make all checks payable to FELDMAN FORD  
THANK YOU FOR YOUR BUSINESS!

\* Copies \*

Michigan Department of State Application for Title and Registration Statement of Vehicle Sale

Purchase Date 03/12/2024

Stock Number FF3TD02165

Delivery Date \_\_\_\_\_

DEAL # 153982  
CUST # F183477

Dealer: **FELDMAN FORD**

Street Address: **8333 MICHIGAN AVENUE**

City: **DETROIT**

County: **Wayne**

State: **MI**

ZIP Code: **48210**

Dealer License Number

**A010166**

Sales Tax License Number

**87-1582939**

Phone Number

**(313) 584-0477**

Vehicle Sold: ☒ New ☐ Used ☐ Demo

Trade-In ☐ Yes ☒ No

Trade-In Year

Trade-In Make

Vehicle Identification Number (VIN)

Vehicle Registration to Transfer Plate  
Expires 30 Days After Delivery Date

Plate Transferred From: Year

Make

Vehicle Identification Number (VIN):

Plate Number

Vehicle History and Title Brand Disclosure

☐ Police Vehicle

☐ Municipal Vehicle

☐ Taxi

☐

Vehicle Has Been Flood Damaged

☐

Salvage Title Was Previously Issued

☐

N/A

Odometer Mileage Disclosure

The odometer mileage reading must match the mileage reading disclosed to the purchaser on the title or mileage statement.

0 0 0 1 9 5 No Tenths

☒ Actual Mileage ☐ Exempt

☐ Not Actual Mileage

Remarks

I have selected and agree to pay the OPTIONAL \$24 electronic filing fee

N/A

Customer Initials

Used Vehicle Dealers Only  
Floor Planned Inventory Lender:

Recreation Passport? ☐ Yes ☐ No Purchaser or Lessee's Initials: \_\_\_\_\_

I certify this vehicle was delivered to the named purchaser or lessee on the delivery date indicated above, all information on this form is accurate and the vehicle is subject only to the secured interest listed on this form. I certify the dealership will apply for title and registration in the purchaser's name within 21 days of the delivery date, and that I have provided paper or electronic copies of all signed documents to the purchaser.

Signature of Dealer's Agent

**FI FLEET MGR**

Printed Name of Dealer's Agent

AGENT

Title

Plate Number

Plate Expiration Date:

Month Day Year

Months

☐ Title Only  
☐ New Plate  
☐ Renewal  
☐ Transfer

Year

**2023**

Make

**FORD**

Body Style

**CB**

County of Residence

**GRATIOT**

Vehicle Identification Number

**1FDRF3FN2PED02165**

Base MSRP or Empty Weight

License Plate Fee

N/A

Driver License, PID, or FEIN Number of All Owners or Lessees

Plate Transfer Fee

N/A

1) Complete Names and Address of All Owners or Lessor

2) Complete Names and Address of All Lessees

3) Complete Names and Address of All Owners or Lessor

**CITY OF ST. LOUIS CITY OF ST. LOUIS**

**300 N MILL ST  
SAINT LOUIS, MI 48880-1545**

Title Fee

**16.00**

Title Late Fee: \$50 (\$100 for B dealer floor planned vehicles)

Sales Tax

N/A

Total - Transfer to Line 5

**16.00**

Full Rights to Survivor

☐ Yes ☐ No

Michigan No-Fault Insurance Company

Policy or Binder Number

Secured Interest:

**CASH**

Street Address:

City, State, ZIP:

Lien Filing Date:

**03/12/2024**

Lien Code ID:

1. Purchase Price of Vehicle (including Freight & Accessories) **83055.00**
2. Other Taxable Charges (Documentary Service, Temp. Reg. Fees, etc.) **N/A**
- 2a. Optional Electronic S24 Filing Fee **24.00**
3. Trade-in Sales Tax Credit **N/A**
4. Total Taxable Price (Line 1 + Line 2 + Line 2a - Line 3) **83079.00**
5. Sales Tax + Plate Fee + Title Fee (From Total Above) **16.00**
6. Non-Taxable Charges (Labor, Service Contract, etc.) **N/A**
7. Total Delivered Price (Line 1 + Line 2 + Line 2a + Line 5 + Line 6) **83095.00**
8. Cash on Deposit **83095.00**
9. Cash Due on Delivery **N/A**
10. Trade-In **N/A**
11. Minus Lien **N/A**
12. Total Down Payment **N/A**
13. Unpaid Balance To Be Financed **83095.00**
14. Insurance/Additional Product Charge **N/A**
15. Total Amount Of Finance Contract (Line 13 + Line 14) **N/A**

\*Warning: This Insurance is not PL/PD No-Fault Insurance required by Michigan law.

☐ Credit Life Insurance

☐ Health & Accident Insurance

☐ Gap or Waiver

☐ N/A

BFS-4 Temporary Registration Number (this number may be handwritten)

**C**

Printed Name of Salesperson

**Michael White**

I am purchasing or leasing this vehicle and am applying for a Michigan certificate of title and registration or, if the lessee, applying for a registration. I certify that my driver's license is not suspended, revoked, or denied as a repeat offender and I am eligible to purchase or register this vehicle. I further certify that if a tax exemption is shown above it is valid.

Purchaser or Lessor's Signature

**03/12/2024**

Date

**X**

Co-Purchaser's Signature

**03/12/2024**

Date

**X**

**N/A**

Co-Purchaser's Signature

**N/A**

Date

Lessee's Signature

**N/A**

Date

**X**

**N/A**

Co-Lessee's Signature

**N/A**

Date

**X**

**N/A**

Co-Lessee's Signature

**N/A**

Date

**NOTE TO PURCHASERS: If you do not receive your title within 45 days, contact the Department of State Information Center at 888-767-6424.**

966-11FF-FI

Authority granted by P.A. 300 of 1949, as amended. Form must be typed only. See Dealer Manual for permitted handwritten corrections. RD-108 (Rev. 01/23)



DEAL# 153982  
CUST# F183477

## VEHICLE PURCHASE AGREEMENT



8333 MICHIGAN AVENUE  
DETROIT, MI 48210  
PH #: (313) 584-2250  
www.feldmanauto.com

SUBJECT TO THE TERMS AND CONDITIONS BELOW AND ON THE REVERSE SIDE OF THIS ORDER, THE DEALER AGREES TO SELL/LEASE AND THE BUYER(S) AGREE(S) TO PURCHASE/LEASE THE VEHICLE DESCRIBED BELOW.

☒ PURCHASE ORDER ☐ LEASE ORDER  
☐ CAR ☒ TRUCK ☒ NEW ☐ USED ☐ DEMO  
☐ OTHER N/A MILES 195

| STOCK NO.         | YEAR | MAKE | MODEL | BODY | COLOR    |
|-------------------|------|------|-------|------|----------|
| FF3TD02165        | 2023 | FORD | F-350 | CB   | RACE RED |
| VIN NUMBER        |      |      |       |      |          |
| 1FDRF3FN2PED02165 |      |      |       |      |          |

### MANUFACTURER'S INFORMATION

VEHICLE SELLING PRICE 83055.00

OTHER INSTALLED ACCESSORIES (SEE PARAGRAPH UNDER 'IMPORTANT BUYER'S INFORMATION')

N/A  
N/A  
N/A  
N/A  
N/A

N/A  
TRADE-IN INFORMATION (SEE PARAGRAPH 3 & 4 ON REVERSE SIDE)

| YEAR       | MAKE  | MODEL           | BODY | COLOR   |
|------------|-------|-----------------|------|---------|
| N/A        | N/A   |                 |      |         |
| LICENSE    | PLATE | EXPIRATION DATE | N/A  | MILEAGE |
| N/A        | N/A   | N/A             |      | N/A     |
| VIN NUMBER |       |                 |      |         |
| N/A        |       |                 |      |         |

| LIEN HOLDER     | N/A | BALANCE DUE | N/A |
|-----------------|-----|-------------|-----|
| GOOD UNTIL DATE | N/A | QUOTED BY   | N/A |

### IMPORTANT BUYER INFORMATION

- Any warranties from a Manufacturer or supplier, including warranties on any Dealer-installed Non-Manufacturer accessories are theirs, not Dealers, and only such Manufacturer or other supplier will be liable for performance under those warranties. All goods, services and vehicles sold by Dealer are sold "AS IS" unless Dealer furnished Buyer with a separate written warranty or service contract or the used car sticker on the window on the vehicle indicates otherwise. (SEE PARAGRAPH 10 ON REVERSE SIDE) This disclaimer in no way affects the manufacturer's Vehicle Warranty.
- If this is a credit sale or lease, this Order is not binding on the Buyer and the Buyer can cancel it and receive the deposit back. Buyer receives a document containing the required financial or lease disclosures.
- The annual percentage rate for a credit sale may be negotiable with the Dealer. This Dealer may assign this contract and retain its right to receive a part of the finance charge.
- The salesperson has no authority to make and dealer shall not be bound by any promises or representations unless they are written on this order and approved by dealer's authorized representative.
- Unless otherwise noted, the Buyer listed as Buyer "A" will be the registered owner/lessee of the Vehicle.
- The installment contract, lease or other document signed by the Buyer may require the Buyer to submit claims arising from or related to the purchase, lease or financing of the vehicle to binding arbitration.
- Any claim or lawsuit arising out of the purchase or lease of the vehicle against the dealer by the Buyer must be filed no more than 90 days after the date of the delivery of the vehicle. (SEE PARAGRAPH 15 ON THE REVERSE SIDE)

### BUYER'S REPRESENTATIONS

I have read the material printed on the back and I understand and agree to it as part of this Order and I have printed above my signature. I understand that the front and back of this order comprise the entire agreement affecting this purchase/lease and no other agreement or understanding of any nature concerning same has been made or entered into, or will be recognized. I also certify that no credit has been either extended by Dealer or arranged by Dealer for the cash down payment unless it appears in writing on the face of this Order. I certify that I am at least 18 years old and acknowledge receipt of a copy of this Order.

Buyer (A)  
Signed: X \_\_\_\_\_ Date 03/12/2024

Buyer (B)  
Signed: X \_\_\_\_\_ N/A Date N/A

This Order is not binding until Dealer's authorized representative signs here

Dealer  
Signed: X \_\_\_\_\_ Date 03/12/2024

PLEASE PRINT TITLE WILL READ  
BUYER'S NAME (A) CITY OF ST. LOUIS  
BUYER'S NAME (B) N/A  
BUYER'S ADDRESS 300 N MILL ST  
CITY, STATE SAINT LOUIS MI 48880-1545  
ZIP CODE  
BUYER (A) DRIVERS LICENSE NO.  
BUYER (B) DRIVERS LICENSE NO. N/A  
HOME PHONE CELL PHONE  
FAX EMAIL  
SALES PERSON Michael White

### INSURANCE INFORMATION

NAME  
ADDRESS  
CITY, STATE  
ZIP CODE  
POLICY NO. EXPIRATION DATE  
AGENT'S NAME  
OFFICE PHONE FAX PHONE

### IMPORTANT NOTICE CONCERNING INSURANCE

Buyer(s) must have insurance for liability for injury to person or damage to property of others (PL & PD) in order to take title to the Vehicle. Buyer(s) Note: Neither accident and health insurance nor credit life insurance provide PL & PD coverage. If a credit sale or lease, Buyer is required to maintain collision insurance on the Vehicle during the term of the finance contract or lease. A Buyer may not be eligible for either credit life insurance or accident and health insurance. Buyer is not required to obtain either accident and health insurance or credit life insurance. Buyer may choose the agent from which said insurance will be obtained.

### LEASE ORDER INFORMATION

Lease Term: N/A Monthly Payment \$ N/A

Total Amount Due at Lease Signing or Delivery: \$ N/A

- Capitalized Cost Reduction \$ N/A
- Sales Use Tax \$ N/A
- First Monthly Payment \$ N/A
- Refundable Security Deposit \$ N/A
- Initial Title, Registration License Fee, Doc Fee & CVR Fee \$ N/A

### PURCHASE ORDER INFORMATION

Vehicle Selling Price: \$ 83055.00  
Documentary Fee: \$ N/A  
CVR Fee: \$ 24.00  
TOTAL TAXABLE PRICE: \$ 83079.00  
Plus: Sales Tax: \$ N/A  
Gap Protection: \$ N/A  
License Fee for Transportation: \$ N/A  
Title & Registration: \$ 16.00  
Extended Service Contract: \$ N/A  
TOTAL CASH PRICE: \$ 83095.00  
Less: Trade Allowance: \$ N/A  
Trade Payoff: \$ N/A  
Net Trade: \$ N/A  
Cash Deposit: \$ N/A  
Other Credits: \$ N/A  
Cash on Delivery: \$ 83095.00  
TOTAL CREDITS: \$ 83095.00  
AMOUNT TO BE FINANCED: \$ N/A

### FINANCE INFORMATION

| Annual Percentage Rate | Number of Monthly Payments | Monthly Payment |
|------------------------|----------------------------|-----------------|
| 0.00 %                 | N/A                        | \$ N/A          |

"Thank You for Your Business"

## ADDITIONAL TERMS AND CONDITIONS

The Order on the reverse side includes the following terms and conditions:

1. **DEFINITIONS AND RELATIONSHIP:** As used in this Order, the term "Manufacturer" means the Company that manufactured the Vehicle or chassis. The Dealer is not the agent of Manufacturer. Dealer and Buyer are the only parties to this Order. Reference to Manufacturer is for the purpose of explaining generally certain contractual relationships between Dealer and Manufacturer regarding new vehicles.
2. **PRICE CHANGES:** Manufacturer has reserved the right to change the price to Dealer of new vehicles without notice. In the event the price to Dealer of new vehicles of the series and body type ordered here is changed by manufacturer prior to delivery of the Vehicle ordered by Buyer, Dealer reserves the right to change the total delivered price of the Vehicle to Buyer or lease terms accordingly. If such total delivered price or lease term is increased by Dealer, Buyer may, if dissatisfied, cancel this Order. In which event, if a Vehicle has been traded in as a part of the consideration for the new Vehicle, it shall be returned to Buyer upon payment of a reasonable charge for storage and repairs (if any) or if the trade-in Vehicle has been previously sold by Dealer, the amount received from the sale, less a selling commission of 15% and any expenses incurred in storing, insuring, conditioning or advertising the trade-in Vehicle for sale will be returned to Buyer.
3. **TRADE-IN REAPPRAISAL:** If a Vehicle to be traded in as a part of the down payment for the Vehicle ordered by Buyer is not delivered to Dealer until delivery to Buyer of the ordered Vehicle, the trade-in Vehicle will be reappraised at that time and such reappraised value will determine the allowance made for the trade-in Vehicle. If the reappraised value is lower than the original trade-in allowance shown on the front of this Order, Buyer may, if dissatisfied, cancel this Order, provided, however, that the right to cancel must be exercised prior to both the delivery to Buyer of the Vehicle ordered and the surrender of the trade-in Vehicle to Dealer.
4. **EVIDENCE OF TITLE FOR TRADE-IN:** Buyer agrees to deliver to Dealer evidence of unrestricted title to any Vehicle traded in as a part of the down payment for the Vehicle ordered. Buyer warrants and represents that any trade-in Vehicle to be Buyer's property free and clear of all liens and encumbrances except as otherwise noted on the front of this Order. Buyer warrants and represents that the vehicle is not a municipal, salvage, damaged, rebuilt or flood vehicle. The Buyer further warrants and represents that the odometer of the Vehicle traded in as part of the vehicle order was not altered or tampered with prior to its transfer to the Dealer.
5. **BUYER DEFAULT:** Unless this Order is cancelled by Buyer in accordance with the provisions of Paragraph 2 or 3 above, Dealer has the right, upon failure or refusal of Buyer to accept delivery of the Vehicle ordered and to comply with the terms of this Order, to retain, as liquidated damages, any cash deposit made by Buyer and in the event a vehicle has been traded in as a part of the down payment for the Vehicle ordered, to sell such trade-in vehicle and reimburse itself from the proceeds of such sale for the expenses specified in Paragraph 2 above and for such other expenses and losses as Dealer may incur or suffer as a result of such failure or refusal by Buyer.
6. **DESIGN CHANGES:** Manufacturer has reserved the right to change the design of any new Vehicle, chassis, accessory or part at any time without notice and without obligation to make the same or any similar change upon any Vehicle, chassis, accessory or part previously purchased by or shipped to Dealer or being manufactured or sold in accordance with Dealer's orders. In the event of any such change by Manufacturer, Dealer has no obligation to Buyer to make the same or any similar change in any Vehicle, chassis, accessory or part covered by this Order, either before or after delivery to Buyer.
7. **DELIVERY LIABILITY LIMITATION:** Dealer will not be liable for failure to deliver or delay in delivering the Vehicle where such failure or delay is due, in whole or in part, to any cause beyond the control or without the fault or negligence of Dealer. Buyer agrees that Buyer is not entitled to recover from Dealer any consequential damages; damages for the loss of use of the Vehicle; loss of time; loss of profits or income; or any other incidental damages which may result from failure to deliver or delay in delivery of the Vehicle where such failure or delay is due, in whole or in part, to any cause beyond the control or without the fault or negligence of Dealer including, but not limited to, Manufacturer's failure to produce or deliver the Vehicle.
8. **TAXES:** The Total Taxable Price for the Vehicle ordered does not include sales, use, excise or other taxes (Federal, State or Local). Buyer assumes and agrees to pay, unless prohibited by law, any such taxes imposed on or applicable to the transaction covered by this Order, regardless of which party may have primary tax liability.
9. **INSURANCE UNAVAILABILITY:** If a charge for other credit life or accident and health insurance is included in any installment sales contract signed by the parties in conjunction with this Order, and, if such insurance is either wholly or partially unavailable to Buyer, the charge or applicable portion for such wholly or partially unavailable insurance will be deducted from the Total Time Balance and credited to Buyer. However, such whole or partial unavailability will not affect the rest of this Order; this Order and any installment sales contract or lease executed in conjunction with this Order remaining in full force and effect.
10. **WARRANTY DISCLAIMER:**
  - A. IN THE EVENT THE VEHICLE IS EITHER A NEW VEHICLE, DEMONSTRATOR OR A USED VEHICLE STILL SUBJECT TO A MANUFACTURER'S WARRANTY, DEALER EXPRESSLY DISCLAIMS ALL WARRANTIES, EXPRESSED AND IMPLIED (INCLUDING ANY IMPLIED WARRANTY OF MERCHANTABILITY OR FITNESS FOR A PARTICULAR PURPOSE) ON THE VEHICLE. FURTHER, DEALER NEITHER MAKES NOR AUTHORIZES ANY OTHER PERSON TO MAKE ON DEALER'S BEHALF, ANY WARRANTY IN CONJUNCTION WITH THE SALE OF THE VEHICLE. AS TO ANY MANUFACTURER'S WARRANTY EXTENDED TO BUYER BY MANUFACTURER, DEALER SPECIFICALLY DISCLAIMS ANY LIABILITY THEREUNDER, SUCH MANUFACTURER'S WARRANTY BEING BETWEEN BUYER AND MANUFACTURER ONLY.
  - B. UNLESS A SEPARATE WRITTEN INSTRUMENT SHOWING THE TERMS OF ANY DEALER WARRANTY OR SERVICE CONTRACT IS FURNISHED BY DEALER TO BUYER, THIS VEHICLE IS SOLD OR LEASED "AS IS," AND THE DEALER DISCLAIMS ALL WARRANTIES, EITHER EXPRESSED OR IMPLIED, INCLUDING ANY IMPLIED WARRANTY OF MERCHANTABILITY OR FITNESS FOR A PARTICULAR PURPOSE.
  - C. IN THE EVENT THE VEHICLE IS A USED VEHICLE, THE INFORMATION YOU SEE ON THE WINDOW FORM FOR THIS VEHICLE IS PART OF THIS CONTRACT. INFORMATION ON THE WINDOW FORM OVERRIDES ANY CONTRARY PROVISIONS IN THIS ORDER.
11. **DAMAGE DISCLOSURE:**
  - A. **NEW VEHICLE, DEMONSTRATOR, EXECUTIVE OR MANUFACTURER'S VEHICLE OR PROGRAM VEHICLE:** Damage to a new vehicle (including to all mechanical components, electrical components, sheet metal, paint, trim, or other appearance items) may occur either at the factory during assembly, while the vehicle is being transported to Dealer, or while in Dealer's possession awaiting sale. Normally, any damage which occurs during assembly is detected and corrected at the factory during the inspection process. Damage which has been repaired by the Manufacturer prior to delivery to Dealer since generally unknown to Dealer, will not be disclosed.  
This Dealer follows the Michigan law which sets forth the following damage disclosure for a new motor vehicle, demonstrator, executive or manufacturer's vehicle or program vehicle:  
Any damage which Dealer has corrected by replacing glass, tires, wheels, bumpers, audio equipment, and in-dash components with the original Manufacturer's parts and material will not be disclosed. All other repairs made after delivery by the Manufacturer of the Vehicle, known by the dealer, which exceed in the aggregate five (5%) percent of the Manufacturer's Suggested Retail Price of the Vehicle (as measured by a claim reimbursement, if any, made by the Dealer to the Manufacturer for repairs) will be disclosed to Buyer. Further, any damage or repair of Seven Hundred Fifty (\$750.00) Dollars or more in surface coating repairs or corrosion protection restoration, or the combination thereof, will be disclosed to the Buyer.
  - B. **USED VEHICLES:** Since a used Vehicle has been subject to use and possibly to body and mechanical damages, the Vehicle may have been subject to repairs for mechanical reasons or to enhance appearance for sale. Such repairs may include body bumping and pointing of the Vehicle. Since (i) Buyer has the right to inspect the Vehicle, (ii) Dealer generally lacks knowledge of all prior repairs, and (iii) there is uncertainty as to what may be deemed material to Buyer, Dealer makes no representations as to former damage, if any.
12. **ODOMETER DISCLAIMER:** The mileage shown on the odometer of the Vehicle sold or leased is believed by Dealer to be the actual mileage of the Vehicle unless otherwise disclosed. However, Dealer makes no warranties or representations as to the actual mileage that the Vehicle has been driven, and expressly disclaims any liability for damages which may be asserted by Buyer or Buyer's transferee or assigns in the event the mileage shown is incorrect.
13. **COLOR OR EQUIPMENT CHANGE:** If the Vehicle ordered is received by Dealer with a different color or equipment, Buyer will be notified. If Dealer and Buyer reach an agreement as to purchase or lease of the Vehicle, a new Order shall be completed by Dealer and Buyer covering the Vehicle received and the new Order will take the place of this Order and this Order will be null and void.
14. **OTHER DOCUMENTS:** The Buyer, before or at the time of delivery of the Vehicle, will sign such other documents as may be required by the terms and conditions of payment indicated on the front of this Order.
15. **LIMITATIONS ON TIME PERIOD IN WHICH BUYER CAN FILE A LAWSUIT AGAINST THE DEALER:** Buyer agrees that any claim or lawsuit arising out of the purchase or lease of a vehicle against the Dealer must be filed no more than 365 days after the date of the delivery of the vehicle. While Buyer understands that the statute of limitations for claims arising out of the purchase or lease of the vehicle may be longer than 365 days, Buyer agrees to be bound by the 365 period of limitations as set forth herein, and BUYER WAIVES ANY STATUTE OF LIMITATIONS TO THE CONTRARY.
16. **SAVINGS CLAUSE, GOVERNING LAW AND VENUE:** Any provisions of this Order prohibited by Michigan or Federal Law will be ineffective to the extent of such prohibition but shall not invalidate the remaining provisions of this Order. This Order shall be governed by the laws of the state of Michigan and Buyer agrees that the State court of the county in which the Dealer is located shall be the court of exclusive jurisdiction and venue with respect to any disputes arising from or related to this Order.

CITY OF ST. LOUIS  
CUSTOMER'S NAMEFF3TD02165  
STOCK NO

## ODOMETER DISCLOSURE STATEMENT

Federal law (and State law, if applicable) requires that you state the mileage upon transfer of ownership. Failure to complete or providing a false statement may result in fines and/or imprisonment.

I, **FELDMAN FORD** (transferor's name, PRINT)

state that the odometer now reads **195** (no tenths) miles and to the best of my knowledge that it reflects the actual mileage of the vehicle described below, unless one of the following statements is checked.

☐ (1) I hereby certify that to the best of my knowledge the odometer reading reflects the amount of mileage in excess of its mechanical limits.

☐ (2) I hereby certify that the odometer reading is **NOT** the actual mileage.  
**WARNING - ODOMETER DISCREPANCY.**

| MAKE                          | MODEL        | BODY TYPE   |
|-------------------------------|--------------|-------------|
| <b>FORD</b>                   | <b>F-350</b> | <b>CB</b>   |
| VEHICLE IDENTIFICATION NUMBER |              | YEAR        |
| <b>1FDRF3FN2PED02165</b>      |              | <b>2023</b> |

**X**

TRANSFEROR'S SIGNATURE (SELLER)

**FELDMAN FORD**

PRINTED NAME

**8333 MICHIGAN AVENUE**

TRANSFEROR'S ADDRESS (STREET)

**DETROIT**

CITY

**MI**

STATE

**48210**

ZIP CODE

**03/12/2024**

DATE OF STATEMENT

**X**

TRANSFEEE'S SIGNATURE (BUYER)

**CITY OF ST. LOUIS**

PRINTED NAME

**CITY OF ST. LOUIS**

TRANSFEEE'S NAME (BUYER)

**300 N MILL ST**

TRANSFEEE'S ADDRESS (STREET)

**SAINT LOUIS**

CITY

**MI**

STATE

**48880-1545**

ZIP CODE

**CERTIFICATE OF ORIGIN FOR A VEHICLE**



DATE  
**APRIL 27, 2023**

INVOICE NO.  
**ED02165**

0

VEHICLE IDENTIFICATION NO.  
**1FDRF3FN2PED02165**

YEAR  
**2023**

MAKE  
**FORD**

BODY TYPE  
**145 F350 4X4 REG CHAS CAB SRW**

SHIPPING WEIGHT  
**5699 LBS.**

H.P.(S.A.E.)  
**57.00**  
NOMINAL TONNAGE

G.V.W.R.  
**10900 LBS**

NO. CYLS.  
**8**  
**1**

SERIES OR MODEL  
**F3EB**

**CERTIFIED FOR SALE IN CALIFORNIA**

I, the undersigned authorized representative of the company, firm or corporation named below, hereby certify that the new vehicle described above is the property of the said company, firm or corporation and is transferred on the above date and under the Invoice Number indicated to the following distributor or dealer.

NAME OF DISTRIBUTOR, DEALER, ETC.

**Feldman Ford, LLC**  
**8333 Michigan Avenue**  
**Detroit MI 48210**

**48B017**

It is further certified that this was the first transfer of such new motor vehicle in ordinary trade and commerce.

**MEMO DATA**

**B58836934**

FINANCE SOURCE 000001

**FORD MOTOR COMPANY**

**Ford Motor Credit Co**  
**P.O. Box 1732, Room**  
**Dearborn MI**  
**48121**

BY

*Jonathan E. Osgood*

JONATHAN E. OSGOOD, SECRETARY

(AGENT)

**DEARBORN, MICHIGAN**

CITY - STATE



# BUSINESS OF THE CITY COUNCIL

St. Louis, Michigan  
Agenda Statement

City Hall Use Only

Item No. 9 I

For Meeting of January 3, 2023

ITEM TITLE: F-350 Water Department Truck  
SUBMITTED BY: Kurt Giles  
TELEPHONE: 681-4377

## SUMMARY EXPLANATION:

Approve Purchase of F-350 Truck for Water Department from Feldman Ford in the amount of \$83,095.00.

**APPROVED**

**DATE** 11/3/23

# FELDMAN FORD, LLC

8333 Michigan Ave.  
Detroit, MI 48210  
PHONE: (313) 584-8733  
FAX: (313) 584-0477  
*bill\_mccarthy@hotmail.com*

## Q U O T A T I O N

|          |              |
|----------|--------------|
| DATE     | 11/30/2022   |
| EXPIRES  | 1/10/2023    |
| DELIVERY | 300 Days ARO |

## MiDeal Contract Number 071B7700179

Customer: City of Saint Louis

Contact: Brian Henderson Phone: 989-681-3567 Fax:

|   |                 |
|---|-----------------|
| 2023 Ford F-350 Regular Cab 4x4 Chassis Cab SRW per attached specifications |                 |
| Base Price:   | \$ 49,165.00    |
| MiDeal Discount   | -( \$ 1,254.00) |
| Race Red Exterior Color   | Included        |
| 7.3 Liter Electronically Fuel Injected V-8 Gasoline Engine                  | Included        |
| 10-Speed Automatic Transmission   | Included        |
| Power Equipment Group   | Included        |
| 145" Wheelbase - 60" CA   | Included        |
| XL Trim Package   | Included        |
| 10,900 lb. GVWR Package   | Included        |
| 4.30 E-Locking Rear Axle  | Included        |
| 50 State Emissions  | Included        |
| 40 Gallon Aft Axle Fuel Tank  | Included        |
| 200 Amp Alternator  | Included        |
| 40/20/40 Medium Earth Gray Vinyl Seats                                      | Included        |
| LT275/65 X 18 Black Sidewall All-Season Tires                               | Included        |
| Advance Trac with Roll Stability Control                                    | Included        |
| Front Tow Hooks (2)   | Included        |
| Trailer Sway Control  | Included        |
| Tilt/Telescoping Steering Wheel   | Included        |
| Ford Pass Connect (remotely start, lock and unlock vehicle from phone)      | Included        |
| Destination and Delivery  | \$ 1,795.00     |
| Sub-Total for Chassis   | \$ 49,706.00    |
| Service Body and Crane installed by Knapheide per attached specifications   | \$ 33,389.00    |
| Delivery to St. Louis, MI   | Included        |
| Total   | \$ 83,095.00    |

Authorized Signature: \_\_\_\_\_

*Frank Kurta* - Fleet Department Sales Manager



CNGP530

VEHICLE ORDER CONFIRMATION

11/30/22 11:46:41

=>

Dealer: F48017

2023 F-SERIES SD

Page: 1 of 1

Order No: 9999 Priority: A2 Ord FIN: QV213 Order Type: 5B Price Level: 315  
Ord PEP: 630A Cust/Flt Name: ST LOUIS PO Number:

F3F F350 4X4CHAS/CS \$49165  
.145" WHEELBASE

PQ RACE RED

JOB #1 BUILD

A VNYL 40/20/40

DEST AND DELIV 1795

S MED DARK SLATE

TOTAL BASE AND OPTIONS 50960

630A PREF EQUIP PKG

TOTAL 50960

.XL TRIM

\*THIS IS NOT AN INVOICE\*

572 .AIR CONDITIONER NC

.AMFM/MP3/CLK

99N .7.3L DEV V8 ENG

44G 10-SPD AUTOMATC NC

TCH .LT275/65BSWAS18 NC

X4M 4.30 ELOCKING NC

10900# GVWR PKG

425 50 STATE EMISS NC

F1=Help F2=Return to Order

F3/F12=Veh Ord Menu

F4=Submit F5=Add to Library

S099 - PRESS F4 TO SUBMIT

QC05252



Knapheide Truck Equipment - Flint  
 1200 S. Averill Ave.  
 Flint MI 48503  
 Phone: 810-744-0295  
 Fax: 855-629-4643  
 www.flint.knapheide.com

## QUOTATION

Quote ID: KD00002885

Page 1 of 3

Customer: FELDMAN FORD  
 8333 MICHIGAN  
 DETROIT MI 48210

Quote Number: KD00002885  
 Quote Date: 12/1/2022  
 Quote valid until: 12/31/2022

Contact: BILL MCCARTHY 313-584-8733

Phone:  
 Fax:

By: Prepared kdennison  
 Salesperson: NATE TOMALIA  
 PO#:

Enduser: CITY OF ST. LOUIS

|            |              |                   |                  |
|------------|--------------|-------------------|------------------|
| Make: FORD | Model: F-350 | Year:             | Single/Dual: SRW |
| Cab Type:  | Wheelbase:   | Cab-to-Axle: 60.0 | VIN:             |

| QTY | PART NUMBER           | DESCRIPTION  | AMOUNT |
|-----|-----------------------|--|--------|
| 1   | KNAP 6108             | 6108 SERVICE BODY / INSTALLED<br>40" HIGH SIDE PACKS<br>14-GAUGE TWO-SIDED A-40 GALVANNEAL STEEL SHELL<br>EXCLUSIVE "RETURN FLANGE" FLOOR<br>20-GAUGE TWO-SIDED A-40 GALVANNEAL STEEL COMPARTMENT<br>DOORS<br>NEOPRENE COMPARTMENT DOOR SEALS<br>CONTINUOUS STAINLESS STEEL HINGES<br>AUTOMOTIVE QUALITY ROTARY-STYLE LATCHES<br>ADJUSTABLE SECURITY DOOR RING STRIKERS<br>INTERIOR LATCH COVERS<br>DOUBLE-SPRING OVER-CENTER DOOR RETAINER<br>250-LB CAPACITY ADJUSTABLE SHELVES<br>OEM SPECIFIC INSTALLATION KITS-(MUST BE ORDERED<br>SEPARATELY)<br>SLAM LOCK TAILGATE<br>INTERIOR LIGHT GUARDS<br>SURFACE MOUNT REAR LIGHTS, LED S/T/T & B/U, BUILT IN<br>REFLECTIVITY, UPGRADABLE (8) PATTERN STROBES-(MUST BE<br>ORDERED SEPARATELY)<br>ELECTRODEPOSITION PRIME PAINT<br>* TWO (2) ADJUSTABLE DIVIDER SHELVES & DIVIDERS,<br>STREET & CURB SIDE<br>FRONT VERTICAL COMPARTMENT.<br>* ONE (1) ADJUSTABLE DIVIDER SHELF & DIVIDERS,<br>STREET AND CURB SIDE<br>FULL HEIGHT REAR VERTICAL COMPARTMENT<br>* ONE (1) ADJUSTABLE DIVIDER SHELF & DIVIDERS, CURB<br>SIDE HORIZONTAL<br>COMPARTMENT<br>* AUTOMOTIVE QUALITY ROTARY LATCHES & DOUBLE<br>SPRING OVER CENTER DOOR<br>RETAINERS ON ALL VERTICAL DOORS, ONE (1) 12" SLAM TAILGATE<br>* LIGHT MOUNTING HOLES FOR KNAPHEIDE LIGHTS |        |
| 1   | SS WHITE PAINT<br>MAT | Single Stage White Paint   |        |
| 1   | KNAP 77013050         | CRANE REINFORCEMENT KIT FOR STELLAR 3315 / 4420 / 4421 /<br>EC3200 / EC4000 / EC2K-P   |        |
| 1   | KNAP 20094550         | INSTALLATION KIT FOR STEEL SERVICE BODY 2017 & NEWER<br>FORD 60", 84", 108", OR 120" CA - LOOSE  |        |
| 1   | KNAP 20128850         | LED SURFACE MOUNT STOP/TURN/TAI LIGHTS FOR STEEL<br>SERVICE BODY (80" & WIDER BODY ALSO ORDER 20170980) -<br>LOOSE   |        |



Knapheide Truck Equipment - Flint  
 1200 S. Averill Ave.  
 Flint MI 48503  
 Phone: 810-744-0295  
 Fax: 855-629-4643  
 www.flint.knapheide.com

## QUOTATION

Quote ID: KD00002885

Page 2 of 3

| QTY | PART NUMBER      | DESCRIPTION  | AMOUNT |
|-----|------------------|--|--------|
| 1   | KNAP LINE UB132  | KNAP SPRAY LINE CARGO FLOOR WALLS AND TAILGATE 11' BODY  |        |
| 1   | KNAP 20103450    | 78" WIDE GALVA-GRIP BUMPER WITH HITCH RECESS, PRIME - LOOSE  |        |
| 1   | KNAP LINE BUMPER | KNAP SPRAY LINE SERVICE BODY BUMPER  |        |
| 1   | KNAP 26230151    | LED COMPARTMENT LIGHT KIT  |        |
| 1   | KNAP 26230227    | UPFITTER POWER SWITCH W/HARNESS  |        |
| 1   | KNAP 25105966    | SHOVEL BOX/TOOL ORGANIZER 72"L X 18"W X 10"D MOUNT ON STREETSIDE PAINT TO MATCH BODY   |        |
| 1   | KNAP 25105974    | SHOVEL BOX/TOOL ORGANIZER MOUNTING KIT - LOOSE   |        |
| 1   | KNAP 26254755    | ALUMINUM TREADPLATE ROCK GUARD KIT   |        |
| 1   | STEL 90395S      | Stellar Model EC3200 Aluminum Telescopic crane / QTE 230201 11,500 ft/lb. 3200 lb. max capacity, 12V electric/hyd only. Includes boom support. |        |
| 1   | STEL 20959       | STELLAR JACK LEG - PAIR  |        |
| 1   | LAB 60I          | WELD RECEIVER FOR JACK LEG   |        |
| 1   | KNAP 34879956    | HITCH AY UB UNIVERSAL 21K REC 21K CAPACITY   |        |
| 1   | POLL 11-893P     | OEM-STYLE 7-WAY "RV" TRAILER PLUG.   |        |
| 1   | CURT 56229       | REPLACEMENT USCAR SOCKET WITH 24" WIRES  |        |

Quote Total: \$33,389.00

Sales Tax not included

### The following options may be added:

| QTY | PART NUMBER | DESCRIPTION | UNIT PRICE | AMOUNT |
|-----|-------------|-------------|------------|--------|
|     |             |             |            |        |

### Notes:

This Quote is subject to the following terms and conditions:

#### Credit Card Policy

We do not accept credit cards for payment of any order in excess of \$10,000.00. For other orders, we do accept MasterCard, American Express, Visa and Discover cards for payment.

#### Pricing Policy

- Price Quotation is good on orders received through the expiration date.
- Pricing quoted applies to chassis make/model originally provided and quantity quoted. Any change may result in price change.
- Orders are subject to all applicable state, local and federal excise taxes. Applicable taxes will be applied on final billing to customer upon completion of order.
- Knapheide Truck Equipment must be in possession of the vehicle for this order within 90 days of quote acceptance or the order can be subject to price adjustments due to cost increases for materials, labor, and shop supplies.

#### Payment Policy

- Payment Terms are due upon receipt of signed quote unless prior credit agreement has been established at the time of order.
- Payment terms for customers with an established credit account will be Net 30 from date of invoice.
- Knapheide has right to assess late charges at 1.5% per month on all invoices that are 60 days or more past due.

#### Return Policy

- All sales are final. Purchased parts or products are non returnable.



Knapheide Truck Equipment - Flint  
1200 S. Averill Ave.  
Flint MI 48503  
Phone: 810-744-0295  
Fax: 855-629-4643  
[www.flint.knapheide.com](http://www.flint.knapheide.com)

## QUOTATION

Quote ID: KD00002885

Page 3 of 3

### Cancellation Policy

- Payment is due in full upon cancellation of any orders for non-stocked parts or products (provided part/product has been ordered by Knapheide) and upon cancellation of installation orders, once product installation has begun.

Customer agrees and understands this Quote is an offer to sell subject to the terms and conditions above and any additional terms or modifications are hereby objected to, unless mutually agreed upon in writing by Customer and Knapheide. The undersigned represents and warrants that he/she is duly authorized to sign below on behalf of Customer and thereby accepts offer and Knapheide will begin processing the order.

*Knapheide Truck Equipment Center is not responsible for loss of or damage to the vehicle due to or arising from fire, weather, theft or any other cause except the sole negligence of Knapheide Truck Equipment Center. Knapheide Truck Equipment Center is not responsible for any loss or damage to articles of personal property that have been left in the vehicle or for loss or damage to bodies, trailers or special equipment, including any cargo, materials or supplies carried on or in such bodies, trailers or special equipment, whatever the cause.*

Customer must fill out the information below before the order can be processed...

|                                     |  |
|-------------------------------------|--|
| Signature & Printed<br>Accepted by: |  |
| Date:                               |  |
| P.O. number:                        |  |



ITEM NO. 9 d  
- DATE 10-19-24

March 12, 2024

Subject: Power Purchase Commitment Authorization

The City of St. Louis ("St. Louis"), through its Member Authorized Representative, hereby authorizes the purchase of Energy by Michigan Public Power Agency ("MPPA") on behalf of St. Louis at the following Quantity, Term, Delivery Location and not to exceed price levels. These transactions, if executed by MPPA, are Power Purchase Commitments under the Energy Services Agreement between MPPA and St. Louis.

Energy:

| Delivery Period                      | ONPK (5x16)  | OFFPK(5x8, 2x24) | ATC (7x24)   | ATC (7x24)   | ATC (7x24)  |                |
|--------------------------------------|--------------|------------------|--------------|--------------|-------------|----------------|
| Term                                 | 2026         | 2026             | 2027         | 2028         | 2029        | Total          |
| Maximum Monthly Quantity (MW)        | 1.5          | 1.3              | 1.5          | 1.0          | 0.3         |                |
| Total Quantity (MWh)                 | 3,792.0      | 4,635.2          | 7,540.8      | 3,458.4      | 446.4       | 19,872.8       |
| Total \$ (not to exceed)             | \$242,849.60 | \$232,425.60     | \$441,256.80 | \$209,044.80 | \$26,560.80 | \$1,152,137.60 |
| Average Price, \$/MWh                | \$64.04      | \$50.14          | \$58.52      | \$60.45      | \$59.50     | \$57.98        |
| % of Load                            | 21.0%        | 27.4%            | 21.6%        | 9.8%         | 1.2%        |                |
| Forecasted Hedge % After Transaction | 81.0%        | 81.1%            | 71.4%        | 57.9%        | 51.3%       |                |

The transaction(s) above will be for Financially-Firm Energy with Physical delivery to the MISO Michigan Hub in the Day Ahead Market at or below the annual total dollar not to exceed limits.

The purchase transactions outlined above account for the identified percentages of St. Louis' forecasted energy requirements in the applicable forward calendar years. The sum of all purchases represents a maximum commitment of \$1,152,137.60.

Member Authorized Representative:

Second Signature for Internal Approval:

Kurt Giles  
Printed  
Kurt Giles  
Signature  
3/15/2024  
Date

KEITH W. RISON  
Printed  
Keith W. Rison  
Signature  
MARCH 15, 2024  
Date



**Resolution 2022-19**  
City of Saint Louis

Designation of a Member Authorized Representative for Michigan Public Power Agency  
(MPPA) and Delegation of Authorizing Power Purchase Commitments

Minutes of a Regular meeting of the City Council of the City of St. Louis, County of Gratiot,  
Michigan held on the 15th<sup>st</sup> day of November, 2022, at 6:00 p.m.

Present: Mayor Thomas L. Reed, Roger L. Collison, George T. Kubin, William R.  
Leonard, Elizabeth A. Upton

Absent: None

The following preamble and resolution were offered by Member Kubin, and supported by  
Member Upton.

WHEREAS, on March 11, 2009, the Michigan Public Power Agency ("MPPA") Board of  
Commissioners, by action in open meeting, created the Energy Services Project ("Project"); and

WHEREAS, a Member joining the Project must execute an Energy Services Agreement ("ESA");  
and

WHEREAS, Section 2 of the ESA requires the Member's Governing Body to designate a Member  
Authorized Representative ("MAR"); and

WHEREAS, the MAR is delegated the responsibility of binding the Member into Power Purchase  
Commitments ("PPC") with MPPA; and

WHEREAS, the Michigan Public Power Agency has requested Members develop a method for  
streamlining approvals for power and energy transactions within the Energy Services Project; and

WHEREAS, The City of St. Louis wishes to continue receiving the benefits provided by the  
Energy Services Project including economies of scale and favorable procurement conditions  
provided by collaboration with the larger group of Members; and

WHEREAS, The City of St. Louis wishes to provide MPPA the ability to most efficiently  
procure power and energy products on the City's behalf

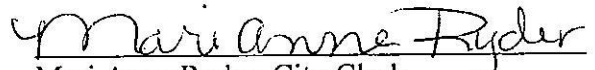
NOW, THEREFORE, BE IT RESOLVED BY THE ST. LOUIS CITY COUNCIL, AS  
FOLLOWS:

1. City Manager, Kurt Giles is designated as the Member Authorized Representative  
("MAR") for transactions involving the City of St. Louis within Energy Services Project.

2. The St. Louis City Council hereby delegates authority to a combination of two individuals within the City for approval of PPC's so long as the PPC's are within the term and quantity parameters of MPPA's Power Supply Risk Management Policy.
3. The two individuals identified in Item 2 above shall be the Public Services Director and the City Manager. In the absence of either the Public Services Director or the City Manager, the Mayor (or Mayor pro tem) may serve as the second authorizing individual.
4. Following each authorization, Staff will provide a copy of the executed Letter of Authorization to City Council Members in their next Council meeting packet.

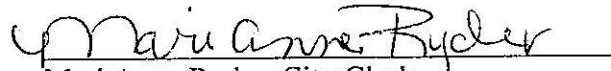
Ayes: Kubin, Upton, Collison, Leonard, Reed  
Nays: None

Resolution Declared Adopted this 15<sup>th</sup> day of November, 2022

  
Mari Anne Ryder, City Clerk

I hereby certify that the foregoing is a true and complete text of the Resolution of the City Council of the City of St. Louis, which was duly adopted and approved by the City Council of the City of St. Louis on November 15, 2022, and remains in full force and effect as of this date.

Date: 11/16/2022

  
Mari Anne Ryder, City Clerk



# ST. LOUIS POLICE DEPARTMENT

## REQUEST FOR ROAD CLOSURE WITHIN CITY LIMITS FOR SPECIAL PURPOSE

ITEM NO. 10A.

DATE 3-19-24

The St. Louis Police Department has received a request from:

Parkside Assembly of God

(Name of Organization)

For a Road Closure for the purpose of:

Easter Egg Scavenger Hunt & Family Activities

(Events such as Memorial Day Parade / Military Funeral / Police Funeral/carnival/ etc.)

### Event Description:

The Parkside Assembly of God church is hosting activities in their back parking lot to go along with the scavenger hunt in downtown St. Louis. This event is expected to draw numerous parents and children. Due to the expected volume of foot traffic at the Parkside Church, Franklin St is requested to be closed to all traffic for the safety of the event participants.

### Date & Time:

- Saturday, March 30, 2024
- Request the road closed from 10 am – 4 pm for set up and tear down.
- Activities at the church are scheduled from 1 am – 2 pm.

### Notes:

- Franklin St will be closed between the intersection of E. Saginaw St and the south property line of the church. See attached photo.

### Equipment Needed:

- Road Closed Barricades will be needed at:
  - Saginaw / Franklin
  - Franklin / south property line.
  - If the barricades can be placed at the curb, volunteers from the church will slide the barricades in place at the start of the event. Volunteers will remove the barricades at the end of the event.

### Attachment:

- Map showing the barricade placement.

This request has been received on 03/13/2024.

I request the St. Louis City Council APPROVE the road closure request.

Date: 03/13/2024

Richard J. Ramereiz Jr.  
Chief of Police  
St. Louis Police Department





ROAD CLOSED BARRICADES





PARKSIDE ASSEMBLY OF GOD  
126 E. SAGINAW ST.  
SAINT LOUIS, MI 48880  
989-681-2353



**RE: Parkside Easter Egg  
Scavenger Hunt Route Location**

Dear Business Owner,

We invite you to participate in our Easter Egg Scavenger Hunt as a stop on the route. Saint Louis businesses' participation in the past has contributed to the event's success.

**OVERVIEW:**

*Event Date*

Saturday, March 30, 2024

*Event Timeline*

10:30AM: Volunteers arrive to set up table and chairs

11AM: Event starts at the church

11:15AM-1PM: Participants travel route (about 140 kids with guardians per routes over spread out over the course of two hours)

1:15PM: Volunteers break down station

**OUR REQUEST:**

- Designated area either indoor or outdoor to set up (Locations may experience increased foot traffic. Please consider when determining set up area.)
- Contact information for any updates

To confirm your participation call or text Rachel Ebright at (517) 375-7781. You can also email her at [rebright@parksideassembly.com](mailto:rebright@parksideassembly.com). We thank you for your consideration.

Sincerely,

Event Staff

Parkside Assembly of God





ITEM NO. 10 B  
DATE 3-19-24

300 N. Mill Street  
St. Louis, MI 48880

(989) 681-2137  
Fax (989) 681-3842

This will be the 2024 Spring paving project and this has a lot of pieces and steps that will need to be complete in order so that our streets will continue to improve and last a long time.

With the Pine st and Center st reconstruction plan not getting approved last spring, we had to look at alternative repairs for Pine st sewer. We have received two bids to repair the sewer, one from Dice Exc. and the other from Ward Exc. I recommend that we go with Ward Exc. for \$112,399. With Ward's being able to start earlier this spring, it helps our timeline. After we repair the sewer, we can repave it and Central Asphalt gave us a bid of \$115,541 to pulverize and to put two layers of asphalt down. With the repairing of the sewer on Pine St we need to do a sealing of the interior of the manhole at Center and Pine for a cost of \$270 per linear foot. To be able to get this price we had to have enough for them to come up. So, I chose 42 ft total, to repair at a total cost of \$11,340 from Advanced Rehabilitation Technology. This will help us make our manholes last a long time and this comes with a 10 year warranty. The lining of our manholes is something that we have been doing for several years now and are having good luck with.

Then we have S. East St and the small section of Hazel St (behind the library) to pulverize and pave. Central Asphalt gave us a bid of \$178,546 to complete both streets. These streets are heavily traveled and in poor shape.

With us repaving these streets, we will need to make repairs to the storm and sewer structures to make the street smooth and last as long as we can. I have received a quote from East Jordan for \$9,722 to purchase the frames and covers we need.

Next is our preventive maintenance and with the success of the GSB 88 we are recommending this treatment again. Following is a list of the streets with a total of \$72,100.

W. State st  
Maple St  
Mill St (46 to Prospect minus the bridge)  
Prospect St (Main to Corinth)  
Corinth St (Prospect to Olive)  
Devon Dr.



The last part of this project is the adjustment of the structures in our new asphalt. We had Crawford Contracting give us a quote on adjusting and installing our new manhole structures. When they gave us the quote, we started to do some research and found for a little bit more we could purchase the machine and do it ourselves. We expect that around 25 MH structures pays for the unit and this project has 16. I recommend that we purchase a Manhole Core machine up to \$50,000. This will allow us to be more efficient at repairing our structure in the future and with the new water main work coming next summer this will be very beneficial.

I know that this all sounds very confusing but if you look at the spread sheet (in your project packet) it breaks it all down and helps to see what is happening and where. You will also see a map of the streets that we will be working on. These repairs will really help our streets to last longer and there are a lot of pieces to it and every piece helps the other.

This entire project is in our budget plan for 2023/2024 Pine St is under Majors St and Hazel and East are under local streets. These totals would put the final number at \$549,648.00.

Thank you  
Calvin Martyn  
DPW Superintendent



# 2024 Street Program

## Re-Paving Central Asphalt

### East St.

|                   |                     |
|-------------------|---------------------|
| Crush & Shape     | \$10,800.00         |
| Fine Grade        | \$24,360.00         |
| 1.5" Level Course | \$58,730.00         |
| 1.5" Wear Course  | \$60,705.00         |
| <b>Sub-Total</b>  | <b>\$154,595.00</b> |

### W. Hazel St.

|                   |                    |
|-------------------|--------------------|
| Crush & Shape     | \$4,740.00         |
| Fine Grade        | \$2,400.00         |
| 1.5" Level Course | \$8,333.50         |
| 1.5" Wear Course  | \$8,477.50         |
| <b>Sub-Total</b>  | <b>\$23,951.00</b> |

### N. Pine St.

|                   |                     |
|-------------------|---------------------|
| Crush & Shape     | \$7,695.00          |
| Fine Grade        | \$18,270.00         |
| 1.5" Level Course | \$44,047.50         |
| 1.5" Wear Course  | \$45,528.75         |
| <b>Sub-Total</b>  | <b>\$115,541.25</b> |

**TOTAL \$294,087.25**

## Rite-Way Asphalt

|              |               |
|--------------|---------------|
| East St.     | 196203        |
| Hazel St.    | 9827          |
| Pine St.     | 127699        |
| <b>Total</b> | <b>333729</b> |

## Pine St Sewer Repair

wards bid \$112,399.00  
dice bid

Man hole lining \$11,340.00 42ft  
270per linear ft

## GSB- 88 Treatment

|              |                                  |
|--------------|----------------------------------|
| W. State     | (Michigan to S. Main)            |
| Maple        | (Hazel to W. State)              |
| N. Mill      | (M46 to S. bridge approach)      |
| N. Mill      | (N. bridge approach to Prospect) |
| N. Main      | (N. bridge approach to Prospect) |
| Prospect     | (N. Main to Corinth)             |
| Corinth      | Prospect to Olive)               |
| Devon        | (M46 to Cheesman)                |
| <b>TOTAL</b> | <b>\$72,100.00</b>               |

## Structure Castings

|              |                    |                   |
|--------------|--------------------|-------------------|
| EJW          | 10 Sanitary Covers | \$6,509.60        |
|              | 6 Storm Covers     | \$1,204.68        |
|              | 6 Frames           | \$2,007.78        |
| <b>TOTAL</b> |                    | <b>\$9,722.06</b> |

**Project Sub-Total**

**\$375,909.31**

## Added cost to have Crawford Contracting do drainage structures

|                                       |                    |
|---------------------------------------|--------------------|
| Mobilization                          | \$2,500.00         |
| Drainage structure temporary lowering | \$6,000.00         |
| Drainage structure adjust case I      | \$13,000.00        |
| Drainage structure collar             | \$10,000.00        |
| <b>Total</b>                          | <b>\$31,500.00</b> |

This total would be plus mud which is about 50 per structure

DPW will be required to provide traffic control and adjust sanitary and storm sewer castings/cover also.

**Recommended Budget \$24,090.69**

**Estimated Project Cost**

**\$400,000.00**

(Doesn't include Sewer Work on Pine nor additional MH sealing or Crawford adjusting)

2/15/2024  
CM & KWR

SubTotal \$531,148.31  
DPW \$18,851.69

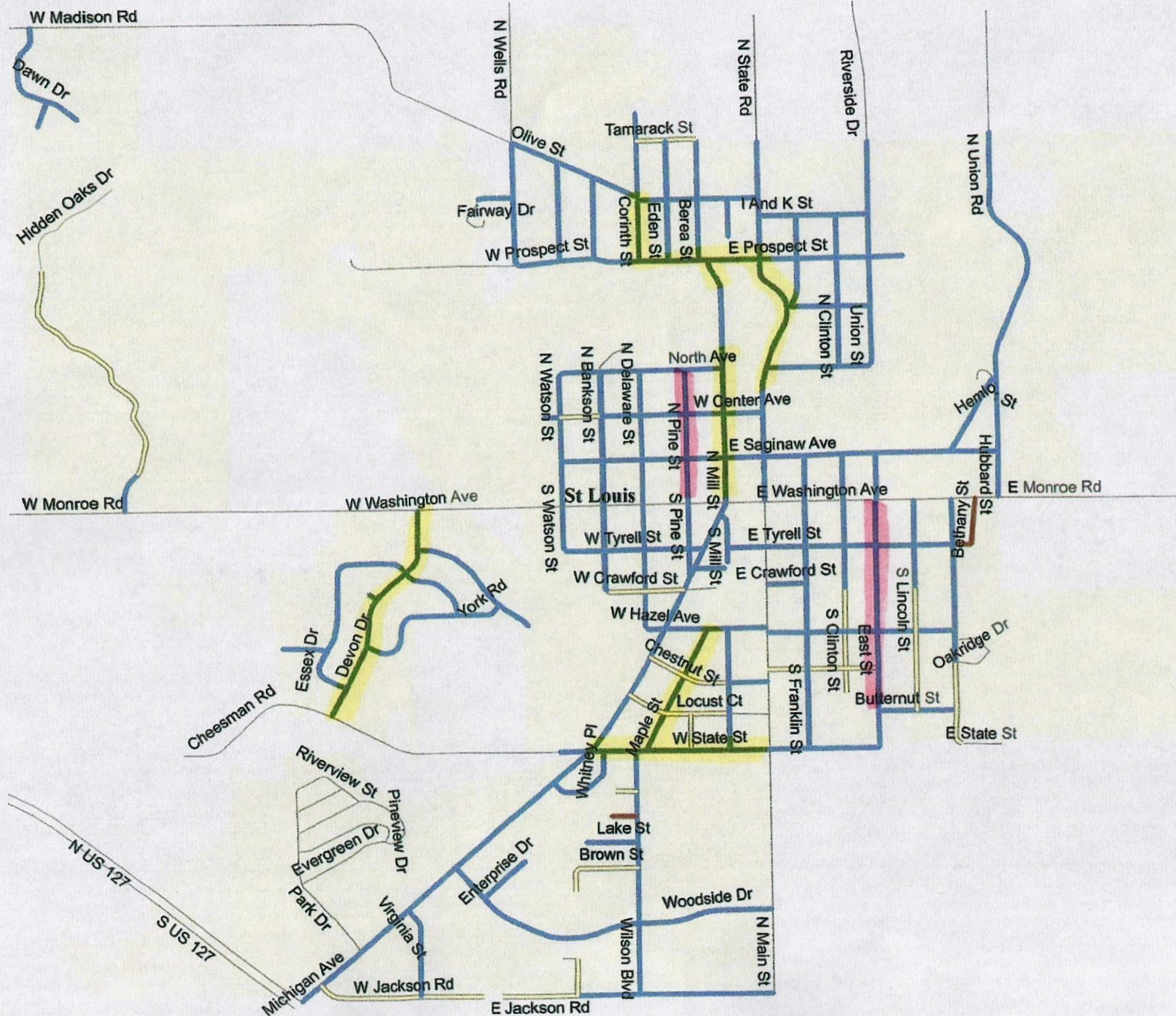
<= (Paving Costs + Sewer and Manhole Work)

3/12/2024 **UPDATED ESTIMATE \$550,000.00**



### Surface type map

1000 ft



Road

- Asphalt
- Concrete
- Seal Coat
- Gravel
- Earth
- Brick
- Undefined
- default

## Repaving

GSB 88  
Sealing





# Quotation

[ejco.com](http://ejco.com)

800 626 4653

Account Name City of St Louis  
 Ship to 300 N Mill St, Saint Louis, MI, US, 48880  
 Bill to Attention Accounts Payable 300 N Mill St, Saint Louis, MI, US, 48880  
 Full Name Calvin Maityn  
 Business Phone (989) 681-3567  
 Email cmartyn@stlouismi.com  
 Business Fax (989) 681-5473  
 Close Date 3/29/2024

Quote Number 00653450  
 Quote Name Sewer MH lids  
 Created Date 2/14/2024  
 Expiration Date 3/15/2024  
 Prepared by Ryan Krum  
 Email ryan.krum@ejco.com  
 Phone 2485462004  
 Fax 248-546-4612

| Quantity | Product N°  | Description  | Notes  | Line Charge | Sales Price (USD) | Total Price (USD) |
|----------|-------------|--|--|-------------|-------------------|-------------------|
| 10       | 00104176L02 | ERGO 24 4" Tall Cam Locking Hinged Manhole Assembly Sanitary Sewer, Black Asphaltic Coated                                     | It would have to be made. 60 Business days to make |             | 650.96            | 6509.60           |
| 1        | INFO        | -  | Drop in Risers                                     |             | 1.00              | 1.00              |
| 1        | 85008010    | 8500H Solid Round Gray Iron 1" Valve Box Adjusting Riser for 5-1/4 Valve Boxes   | Drop in  |             | 28.63             | 28.63             |
| 1        | 85008015    | 8500H Solid Round Gray Iron 1-1/2" Valve Box Adjusting Riser for 5-1/4" Valve Boxes, Cover 7-5/16" Dia x 2-1/16" Seat          | Drop in  |             | 34.67             | 34.67             |
| 1        | 85008020    | 8500H Solid Round Gray Iron 2" Valve Box Adjusting Riser for 5-1/4" Valve Boxes  | Drop in  |             | 39.19             | 39.19             |
| 1        | 85008025    | 8500H Solid Round Gray Iron 2-1/2" Valve Box Adjusting Riser for 5-1/4" Valve Boxes with Cover 7-5/16" Diameter x 2-1/16" Seat | Drop in  |             | 43.71             | 43.71             |
| 1        | 85008030    | 8500H Solid Round Gray Iron 3" Valve Box Adjusting Riser for 5-1/4" Valve Boxes with Cover 7-5/16" Diameter x 2-1/16" Seat     | Drop in  |             | 49.74             | 49.74             |
| 1        | INFO        | -  |  |             | 1.00              | 1.00              |
| 6        | 00106010    | 1060Z 8-1/2" Tall Frame, Black Asphaltic Coated Michigan DOT Type A  | Storm  |             | 334.63            | 2007.78           |
| 1        | 85008040    | 8500H Solid Round Gray Iron 4" Valve Box Adjusting Riser for 5-1/4 Valve   | Drop in  |             | 60.29             | 60.29             |





## St Louis

### Job Location: St Louis MI

**St Louis MI**

300 North Mill Street  
St. Louis, MI 48880  
United States

**Advanced Rehabilitation Technology**

525 Winzeler Drive  
Bryan, Ohio 43506  
United States

**Calvin Martyn**

DPW Superintendent  
cmartyn@stlouismi.com  
989-681-3644

**Prepared by:**

**Alex Lantz**

**"Michigan Sales Manager"**

alex@artcoatingtech.com

Quote created: February 15, 2024

Quote valid till: March 16, 2024

| PRODUCTS & SERVICES                    | UNIT QUANTITY | UNIT PRICE | TOTAL      |
|--|---------------|------------|------------|
| OBIC Multi Layer System 4' DIA Manhole | 37            | \$270.00   | \$9,990.00 |

|       |            |
|-------|------------|
| Total | \$9,990.00 |
|-------|------------|



## Keith Risdon

**From:** Calvin Martyn  
**Sent:** Friday, March 8, 2024 8:53 AM  
**To:** Keith Risdon  
**Subject:** FW: Structure Adjust prices

Here are the price to do the MH like what Kurt was thinking. Looked at Cartegraph from last summer it cost labor and equipment about 873.34 per hole compared to the 1575 this way. Both are plus structure

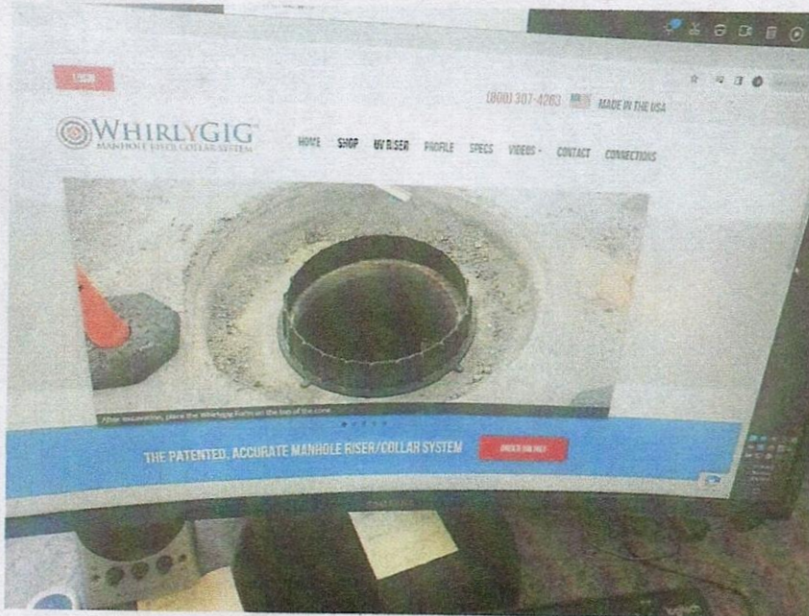
**From:** Richard O'Dell <rodell@thefisher.co>  
**Sent:** Friday, March 8, 2024 8:20 AM  
**To:** Calvin Martyn <cmartyn@stlouismi.com>  
**Subject:** Structure Adjust prices

Caution! This message was sent from outside your organization.

[Allow sender](#) | [Block sender](#)

Calvin,

These are the prices Jeff Loomis from Crawford Contracting sent me regarding the structure adjustments that the city would like to do. I have also attached a picture of the system that is used for the concrete collar. Like I said on the phone, the core hole is not big enough to allow for adjusting rings so this collar system is used.



#1 Mobilization

1 Each @ \$2500.00/Ea

#2 Drainage Structure Temporary lowering  
( This price includes GPS witnessing and locating)

20 Each @ \$300.00/Ea

#3 Drainage Structure Cover Adjust case I

20 Each@ \$650.00/Ea



#4 Drainage Structure Collar

20 Each@ \$500.00/Ea

Note: These prices do not include the cost of a new Dr. Str. Cover.

Let me know if you have any questions.

--



Central Asphalt, Inc. is a Proud  
Member of the Fisher Companies

**Rich O'Dell**  
Project Manager/Engineer

Office: (989) 772-0720  
Cell: (989) 513-9310  
Fax: (989) 773-7640  
rodell@thefisher.co

An Equal Opportunity Employer

# PROPOSAL/CONTRACT

Job. No. Gratiot / Troy Carlson

Date: February 15, 2024



*Pavement Maintenance Contractors*  
EEO/AA Employer

◇ Plover, WI 54467 • 2800 Mecca Drive  
1.800.332.3360 • 715.341.2868 • Fax: 715.341.1054

◇ Kaukauna, WI 54130 • 860 Eastline Road  
1.800.261.1900 • 920.759.1008 • Fax: 920.759.1019

◇ Eau Claire, WI 54703 • 6615 US Hwy 12 W  
1.800.497.4907 • 715.874.8070 • Fax: 715.874.6717

◇ Oakdale, MN 55128 • 7500 Hudson Blvd, Ste 305  
651.340.6212 • Fax: 651.340.6221

316 Raemisch Road • Waunakee, WI 53597  
Fax: 608.849.6470 • 608.849.6466 • 1.800.898.2102

7680 Commerce Park, Section C • Dubuque, IA 52003  
Fax: 563.588.1240 • 563.556.6231

2224 Veterans Memorial Pkwy • Saginaw, MI 48601  
Fax: 989.752.9205 • 989.752.9200

|               |                                     |                          |                                       |
|---------------|-------------------------------------|--------------------------|---------------------------------------|
| Contact Name: | <b>Calvin</b>                       | Cash Price               | <b>\$ 72100.00</b>                    |
| PURCHASER:    | City of St Louis                    | TELEPHONE:               | <b>989-681-3644</b>                   |
| ADDRESS:      | 300 Mill St<br>St. Louis, MI4 48880 | DESCRIPTION OF PROPERTY: | <b>GSB 88 Streets Provided on Map</b> |

- FAHRNER Asphalt Sealers, L.L.C. (CONTRACTOR) and PURCHASER agree that, CONTRACTOR shall furnish the labor and materials to complete certain construction in accordance with the following specifications:

Provide sweeping, traffic control, GSB 88 the following streets provided on map  
\*City responsible for providing, setting, and removing barricades on Mill St.

Devon Dr  
Corinth  
Prospect  
Mill (2 locations)  
Main  
Maple  
W. State

30

- This proposal may be withdrawn if not accepted and received by CONTRACTOR within \_\_\_\_\_ days of the date above and/or at any time before performance of the work hereunder upon CONTRACTOR'S determination that the PURCHASER is not creditworthy.
- If proposal is accepted please sign, retain one copy and forward a copy to our office. **72100.00**
- The undersigned ("PURCHASER") agrees to pay CONTRACTOR the total price of \$ \_\_\_\_\_ and/or the unit prices specified above for the labor and materials specified above which payment shall be due upon completion of each stage of work. PURCHASER acknowledges that the specifications, conditions and price quotes specified above are satisfactory and hereby accepted.

**Acceptance of this Proposal includes acceptance of all the terms and conditions on back.**

CONTRACTOR:

Fahrner Asphalt Sealers, LLC

Troy D. Carlson

(PRINT OR TYPE NAME)

By:

[Signature]

(CONTRACTOR REPRESENTATIVE)

Date:

2/15/2024

PURCHASER:

I have read and understand the terms and conditions on both sides of this contract.

(PRINT OR TYPE NAME)

By:

(PURCHASER AUTHORIZED REPRESENTATIVE)

Date of acceptance:





# Central

## ASPHALT, INC.

900 S. BRADLEY • BOX 389 • MT. PLEASANT, MI 48858  
PHONE (989) 772-0720 • FAX (989) 773-7640



"AN EQUAL OPPORTUNITY EMPLOYER"

|   |                               |
|---|-------------------------------|
| <b>To:</b> CITY OF ST. LOUIS                                | <b>Contact:</b> Calvin Martyn |
| <b>Address:</b> 300 NORTH MILL STREET                       | <b>Phone:</b> (989) 681-3842  |
| ST. LOUIS, MI 48880   | <b>Fax:</b>                   |
| <b>Project Name:</b> 2024 City Of St. Louis Paving Projects | <b>Bid Number:</b>            |
| <b>Project Location:</b>                                    | <b>Bid Date:</b>              |

| Line # | Item Description                                     | Estimated Quantity | Unit | Unit Price | Total Price |
|--------|--|--------------------|------|------------|-------------|
| 1      | Crushing & Shaping Asphalt (East Street)             | 6,000.00           | SY   | \$1.80     | \$10,800.00 |
| 2      | Fine Grading (East Street)                           | 6,000.00           | SY   | \$4.06     | \$24,360.00 |
| 3      | Bit Levelling Course, MDOT 13A - 1.5" (East Street)  | 500.00             | TON  | \$117.46   | \$58,730.00 |
| 4      | Bit Wearing Course, MDOT 13A - 1.5" (East Street)    | 500.00             | TON  | \$121.41   | \$60,705.00 |
| 5      | Crushing & Shaping Asphalt (Hazel Street)            | 600.00             | SY   | \$7.90     | \$4,740.00  |
| 6      | Fine Grading (Hazel Street)                          | 600.00             | SY   | \$4.00     | \$2,400.00  |
| 7      | Bit Levelling Course, MDOT 13A - 1.5" (Hazel Street) | 50.00              | TON  | \$166.67   | \$8,333.50  |
| 8      | Bit Wearing Course, MDOT 13A - 1.5" (Hazel Street)   | 50.00              | TON  | \$169.55   | \$8,477.50  |
| 9      | Crushing & Shaping Asphalt (Pine Street)             | 4,500.00           | SY   | \$1.71     | \$7,695.00  |
| 10     | Fine Grading (Pine Street)                           | 4,500.00           | SY   | \$4.06     | \$18,270.00 |
| 11     | Bit Levelling Course, MDOT 13A - 1.5" (Pine Street)  | 375.00             | TON  | \$117.46   | \$44,047.50 |
| 12     | Bit Wearing Course, MDOT 13A - 1.5" (Pine Street)    | 375.00             | TON  | \$121.41   | \$45,528.75 |

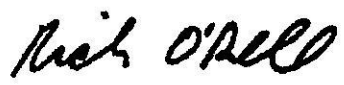
**Total Bid Price: \$294,087.25**

#### Notes:

- Price quoted is for work associated with work included in quoted items.
- No removal, cutting, grading, or other incidental work is included, unless stated above.
- City of St. Louis to handle all traffic control.
- City of St. Louis to adjust to grade all structures/valves after leveling/prior to placement of 1.5" wearing course.
- If decided by the City of St. Louis to overlay Pine Street in lieu of total construction the price per ton to complete that work will be at the "Bit Wearing Course, MDOT 13A - 1.5" (Pine Street)" price.
- We do not guarantee drainage on less than 1% slope grade.
- This Proposal may be withdrawn by us if not accepted within: **30 Days**
- 2 Week notice required for all scheduling.

#### Payment Terms:

100% upon completion, due 20 days from invoice date, a carrying charge of 1.5% (18% Annually) shall accrue on all past due accounts. If paying by credit card there will be a 4% additional processing fee.

|   |  |
|---|--|
| <b>ACCEPTED:</b><br>The above prices, specifications and conditions are satisfactory and hereby accepted.<br><b>Buyer:</b> _____<br><b>Signature:</b> _____<br><b>Date of Acceptance:</b> _____ | <b>CONFIRMED:</b><br><b>Central Asphalt, Inc</b><br><br><br><b>Authorized Signature:</b><br><br><b>Estimator:</b> Rich O'Dell<br>(989) 513-9310 rodell@thefisher.co |
|---|--|

# PROPOSAL/CONTRACT

Job. No. Gratiot / Troy Carlson

Date: January 17, 2024



*Pavement Maintenance Contractors*  
*EEO/AA Employer*

◇ Plover, WI 54467 • 2800 Mecca Drive  
1.800.332.3369 • 715.341.2868 • Fax: 715.341.1054

◇ Kaukauna, WI 54130 • 860 Eastline Road  
1.800.261.1900 • 920.759.1008 • Fax: 920.759.1019

◇ Eau Claire, WI 54703 • 6615 US Hwy 12 W  
1.800.497.4907 • 715.874.6070 • Fax: 715.874.6717

◇ Oakdale, MN 55128 • 7500 Hudson Blvd, Ste 305  
651.340.6212 • Fax: 651.340.6221

316 Raemisch Road • Wauwakes, WI 53597  
Fax: 608.849.6470 • 608.849.6466 • 1.800.898.2102

7680 Commerce Park, Section C • Dubuque, IA 52003  
Fax: 563.588.1240 • 563.556.6231

2224 Veterans Memorial Pkwy • Saginaw, MI 48601  
Fax: 989.752.9205 • 989.752.9200

|               |                                     |                          |                                |
|---------------|-------------------------------------|--------------------------|--------------------------------|
| Contact Name: | Calvin                              | Cash Price               | \$ 58950.00                    |
| PURCHASER:    | City of St Louis                    | TELEPHONE:               | 989-681-3644                   |
| ADDRESS:      | 300 Mill St<br>St. Louis, MI4 48880 | DESCRIPTION OF PROPERTY: | GSB 88 Streets Provided on Map |

1. FAHRNER Asphalt Sealers, L.L.C. (CONTRACTOR) and PURCHASER agree that, CONTRACTOR shall furnish the labor and materials to complete certain construction in accordance with the following specifications:

Provide sweeping, traffic control, and GSB 88 and streets on map provided by City  
\*City responsible for providing, setting, and removing barricades on Mill St.

- This proposal may be withdrawn if not accepted and received by CONTRACTOR within 30 days of the date above and/or at any time before performance of the work hereunder upon CONTRACTOR'S determination that the PURCHASER is not creditworthy.
2. If proposal is accepted please sign, retain one copy and forward a copy to our office.
  3. The undersigned ("PURCHASER") agrees to pay CONTRACTOR the total price of \$ 58950.00 and/or the unit prices specified above for the labor and materials specified above which payment shall be due upon completion of each stage of work. PURCHASER acknowledges that the specifications, conditions and price quotes specified above are satisfactory and hereby accepted.

Acceptance of this Proposal includes acceptance of all the terms and conditions on back.  
CONTRACTOR: Fahner Asphalt Sealers, LLC

Troy J. Carlson  
(PRINT OR TYPE NAME)

By: [Signature]  
(CONTRACTOR REPRESENTATIVE)

Date: 1/17/24

PURCHASER:  
I have read and understand the terms and conditions on both sides of this contract.

\_\_\_\_\_  
(PRINT OR TYPE NAME)

By: \_\_\_\_\_  
(PURCHASER AUTHORIZED REPRESENTATIVE)

Date of acceptance: \_\_\_\_\_



4170 S. Lewis Rd PO Box 240 | St. Louis, MI 488880 | P: 989-681-2736

MDOT PREQUALIFIED

# Proposal

|         |           |
|---------|-----------|
| DATE:   | 3/11/2024 |
| NUMBER: | 24-0002   |

| CUSTOMER INFORMATION  |          | SITE INFORMATION  |              |              |  |
|---|----------|---|--------------|--------------|--|
| <b>CUSTOMER:</b> City of St. Louis<br><b>DPW-Calvin Martyn</b><br><b>JOB:</b> Sewer Main Repair & Services on Pine St<br><b>City of St. Louis</b>   |          | <b>LOCATION:</b> Pine Street<br><b>City of St. Louis</b><br><b>PHONE:</b><br><b>EMAIL:</b> cmartyn@stlouismil.com |              |              |  |
| SCOPE   | QUANTITY | UNIT  | UNIT PRICE   | AMOUNT       |  |
| Remove and Replace 270' of 8" Sanitary Sewer, complete sand backfill  | 1        | Lsum  | \$112,399.00 | \$112,399.00 |  |
| Remove and Replace 40' of 6" Sanitary Sewer north of manhole number 1, complete sand backfill   |          |   |              |              |  |
| Remove and Replace 4 Sanitary Sewer Leads (1 short and 3 long), complete sand backfill with cleanouts at right of way   |          |   |              |              |  |
| 2-4' Dia Sanitary Manholes with flow channels and castings  |          |   |              |              |  |
| 1-Sanitary Manhole removal  |          |   |              |              |  |
| Restoration of site   |          |   |              |              |  |
| Estimate prepared is good for 30 days:  |          | <b>TOTAL</b>  |              | \$112,399.00 |  |
| *Due to the increasing of materials and fuel, if supplier increases the price of materials and/or fuel, the quoted price above will be increased accordingly.   |          | Estimator Signature:  |              | Edward Ward  |  |
| <b>PLEASE REVIEW THE FOLLOWING NOTES AND EXCLUSIONS:</b><br>1. Price does not include bonds, administration fees, quality control, testing and staking.<br>2. Price does not include any asphalt and concrete remove and replace.<br>3.<br>4.<br>5. |          |   |              |              |  |
| Signature Provides Receipt of Acceptance & Acknowledgement of "NOTES and EXCLUSIONS" above and "STANDARD CONDITIONS" attached.  |          | Printed Name:   |              |              |  |
|   |          | Authorized Signature:   |              |              |  |
|   |          | Date:   |              |              |  |

114 . 11 114

DICE EXCAVATING INC.  
10644 E. BLANCHARD RD.  
SHEPHERD, MI 48883

jdice7090@gmail.com  
(989) 828-7090



114 . 11 114

Bill to  
CALVIN MARTYN  
CITY OF ST. LOUIS-CUSTOMER  
320 PROSPECT ST.  
ST. LOUIS, MI 48880

**Estimate details**

Estimate no.: 022  
Estimate date: 03/13/2024  
Expiration date: 04/13/2024

PROJECT : PINE ST. SEWER  
RECONSTRUCTION

| #  | Date | Product or service  | SKU | Qty | Rate         | Amount       |
|----|------|---|-----|-----|--------------|--------------|
| 1. |      | <b>SEWER</b>  |     | 1   | \$126,700.00 | \$126,700.00 |
|    |      | -RE-ROUTE APPROX. 30' OF 6" SEWER INTO EXISTING SANITARY STRUCTURE ON NORTH EAST SIDE OF PINE STREET AND CENTER STREET, CAP OFF OLD SECTION GOING TO THE MAIN |     |     |              |              |
|    |      | -REPLACE 270' OF 8" SANITARY SEWER FROM EXISTING STRUCTURE GOING SOUTH ON PINE ST.  |     |     |              |              |
|    |      | -INSTALL 2 NEW 4" DIA. SANITARY STRUCTURES  |     |     |              |              |
|    |      | -HAUL ALL SPOILS TO CITY YARD   |     |     |              |              |
|    |      | -INSTALL 3 NEW 6" SEWER LEADS AS ILLUSTRATED ON CITY PRINT  |     |     |              |              |
|    |      | -BACK FILL ALL TRENCHES WITH COMPACTED SAND AND 6" 22A GRAVEL   |     |     |              |              |
|    |      | -TOP SOIL AND SEED GREEN AREA   |     |     |              |              |
|    |      | CITY WILL BE RESPONSIBLE FOR:<br>PULVERIZING<br>STAKING<br>ASPHALT  |     |     |              |              |

**Total**

**\$126,700.00**

**Note to customer**

DUE TO INCREASING FUEL AND MATERIAL COSTS, DEI CAN ONLY HOLD THIS ESTIMATE FOR 30 DAYS. IF SUPPLIER COSTS INCREASE THEREAFTER, THIS ESTIMATE WILL INCREASE ACCORDINGLY.

Expiry  
date

04/13/2024